



ANOTHER *California*
HOME PLAN BOOK

P. Prize Homes



\$ 1 00

SAY TAY' VART

TAVART

REG. U.S. PAT. OFF.

RESIDENTIAL DOOR HARDWARE



TAVART HARDWARE MAY BE OBTAINED FROM YOUR FAVORITE DEALER. INSIST ON TAVART . . . ACCEPT NO SUBSTITUTIONS!
OUR NEW HARDWARE IS IDEAL FOR USE WITH ALL ELECTRIC DOOR OPENERS

PRIZE HOMES

Published Jointly By:

HIAWATHA T. ESTES
California Home Consultant

NATIONWIDE PLAN BOOK COMPANY

17242 Dearborn Street • Northridge, California • Phone DLckens 3-6015



Address All Orders for Working Drawings to:
NATIONWIDE PLAN BOOK COMPANY, P.O. BOX 948, LOS ANGELES 28, CALIFORNIA



Renderings by Jim Richards . . . Exteriors by David Jacobs and Hiawatha T. Estes



Complete working drawings and specifications are available for all the homes illustrated in this book.
See page 48 for further information.



OTHER HOME PLAN BOOKS THAT WE PUBLISH

HOMES FOR LIVING—Here is a superb collection of exquisite designs, all of which have been planned for gracious living. This group of distinctive homes includes all types and sizes, which will not only thrill you, but will prove that you can still build at low cost without sacrificing the distinction and livability of your dream home. Complete construction blueprints, which have been proven by builders throughout the country, are available at low cost. An immensely rewarding volume for the home planner and attractively priced at only \$1.00.

TOWN & COUNTRY HOMES—This brilliant new collection of up-to-the-minute homes by noted home consultant, Hiawatha T. Estes illustrates a wide variety of designs to suit all tastes and needs. Up-to-date plans are included for one, two, three and four-bedroom homes, many with family rooms. Some garage apartments are also illustrated. Contains numerous building ideas which will help increase the beauty, comfort and convenience of your new home. This wide variety of designs is flexible and can be easily adapted to suit individual tastes, needs and budgets. \$1.00.

HOMES OF DISTINCTION—A magnificent digest of designs, planned for gracious living at prices within your budget. Before you build, be sure to see this distinctive collection of one, two, three and four bedroom homes for every income level. This book, with its well designed homes, belongs on the bookshelf of anyone planning to build. No matter what your requirements, this new book is sure to be of outstanding assistance when you plan your new home. You will save your building dollars as this book illustrates hundreds of completely new building ideas. Superb livability and distinction is assured for your home if selected from "Homes of Distinction." Only \$1.00.

RANCH AND COUNTRY HOMES—We sincerely believe that this book is the most complete guide to the popular Ranch-style home on the market today. Book stores who have made a purchase of this book have consistently re-ordered. We have been informed by many of these stores that it is the best selling home plan book that they have ever sold. It illustrates 120 small, medium and large homes. We believe this book to be the best of its kind, dollar for dollar, that has ever been published. A priceless book for every builder. Just \$2.00.

AWARD HOMES—As the title suggests, this book contains homes which research has proven to be of outstanding building value—practical homes that can be built on an economy budget, yet styled according to the latest concepts of good home planning. Award Homes is a compilation of the very newest in better building ideas that are most desired by today's home builder. All sizes and styles of homes are illustrated plus a few duplexes and garage apartments. Only \$1.00.

Forward all orders for these books and additional orders for **HOMES OF DISTINCTION** to Nationwide Plan Book Company, P.O. Box 948, Los Angeles 28, California.

We are certain that the above books will pay for themselves many times over by furnishing the prospective builder with good basic up-to-date building ideas.

Copyright by Hiawatha T. Estes—All Rights Reserved

All of our drawings are protected by a copyright. None of these homes may be constructed without first obtaining the working drawings from the publishers of this book.

Foreword

THE homes that the publisher has illustrated in this book are a select group which were chosen from several hundred outstanding original ideas. This superb collection of ninety-one beautifully planned homes, shows in page after page how distinction, comfort and liveability can still be included in an economically planned home.

To make this book more flexible and to give you, the reader, more drawings from which to choose your Dream Home, we have illustrated a minimum of two floor layouts on most of the following pages. The floor arrangement at the top of the page is the one from which the sketch was made. The exteriors for the other floor layouts will look the same except for window arrangement. Also, offsets on some homes are longer than others but this will not greatly change the exterior appearance. As you will also notice, some of these homes are shown with an attached garage while others feature a detached garage. (See change number 5 below.) In many instances, we have illustrated different possible garage attachments, different kitchen and service arrangements, etc. Working drawings showing these alternate arrangements are not available as any competent builder can make these suggested changes during the construction of the house.

Before a prospective builder looks through a plan book for a home, he should keep in mind that no one ever builds a home exactly as shown in the working drawings. This applies not only to stock homes that are illustrated in books but also to custom drawings which might have been prepared especially for your own use. Listed below is a partial list of some very common changes which a builder can easily make during the construction of the house.


1. Changes in size, type, material and location of windows and doors.
2. Rearrangement of kitchen, service and bath layouts.
3. Adding, deleting or changing location of fireplace.
2. Making rooms larger or smaller and consequently increasing or decreasing your total square footage by merely redimensioning the drawings.
5. Attaching, detaching or changing the location of a garage. Also, adding a breezeway between the garage and the dwelling. These are the most common changes as some home owners have a very strong preference for homes with attached garages and yet they may want to build one of our homes which does not show an attached garage. This also applies to those that prefer a detached garage. Also, a small home built on a larger lot may be made to look much more impressive with the attachment of a garage and breezeway. Conversely, another reader might prefer one of our homes which shows an attached garage but that is too wide for his lot. It is then a simple matter for the builder to either detach the garage and build it separately or attach the garage to the house in such a way as to decrease the overall width of the house.
6. Changing the style roof as shown in our illustrations. Our structural detail sheet is the same for a hip roof, a gable roof or a combination of the

two. Also, if we illustrate a home with a wood shingle roof, this could be changed to either a composition shingle or a modern rock covered roof. The specifications for each are given in our outline specifications.

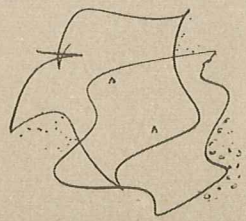
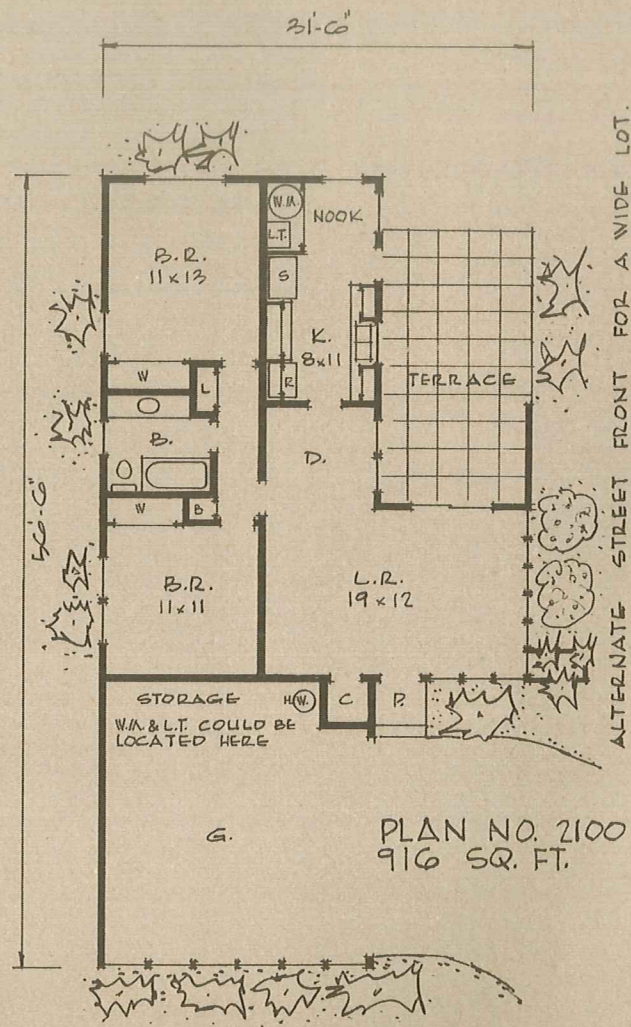
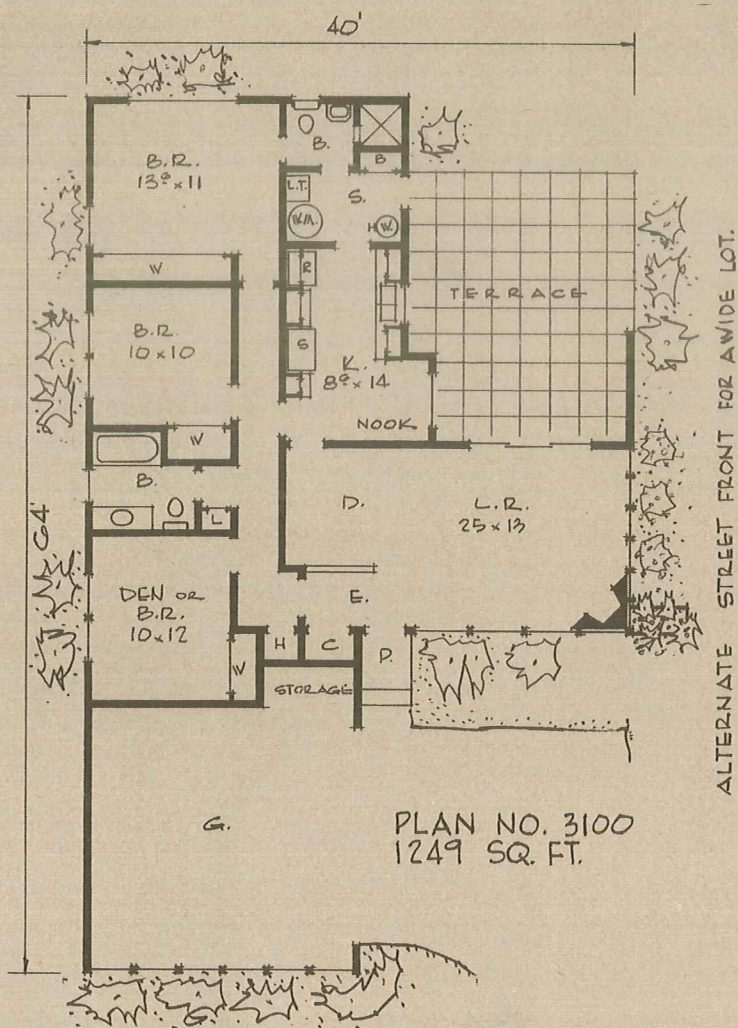
7. An ordinary change is the use of different wall coverings than those shown on the exterior of our homes. Some readers will desire wood where we show stucco or perhaps want more or less masonry veneer than is illustrated.
8. To gain a closet for storage, more and more builders are locating their forced air heating units in the attic.
9. Many of our homes have been planned so that either of two sides of the home could be used as the front of the home and face the street. For example, if you prefer plan 3123 on page 19 and you have a wide lot, you could turn this home 90 degrees so that the dining, living room and den are facing the street. This could also be done with plan 3124 on the same page if the service and one-half bath were rearranged. Conversely, if you like plan 3047 on page 14 but owned a narrow lot, you could detach the garage, turn the house ninety degrees so that the living room and service faced the street. You would then rearrange the windows, doors and fireplace of these two rooms.
10. Approximately half of our clients reverse their homes during construction. At no additional charge, we will be glad to print one set of our working drawings in reverse to help you in laying out your new home. This request must be written on the order blank provided at the back of our book following page 48.
11. We will furnish upon request and without charge with each plan order, a basement construction detail sheet for the use of clients who would like to include a basement in their home. The same applies to a concrete slab detail sheets for those clients who desire to build a concrete slab floor rather than a wood sub-floor.

The square footage which is listed with each floor layout only includes the home itself and not the garages, porches or window projections. All room sizes are clear inside measurements and do not include walls, closets or window projections. In some instances where the dining area is part of the living room, our room size indicates the overall width and depth of the combined rooms.

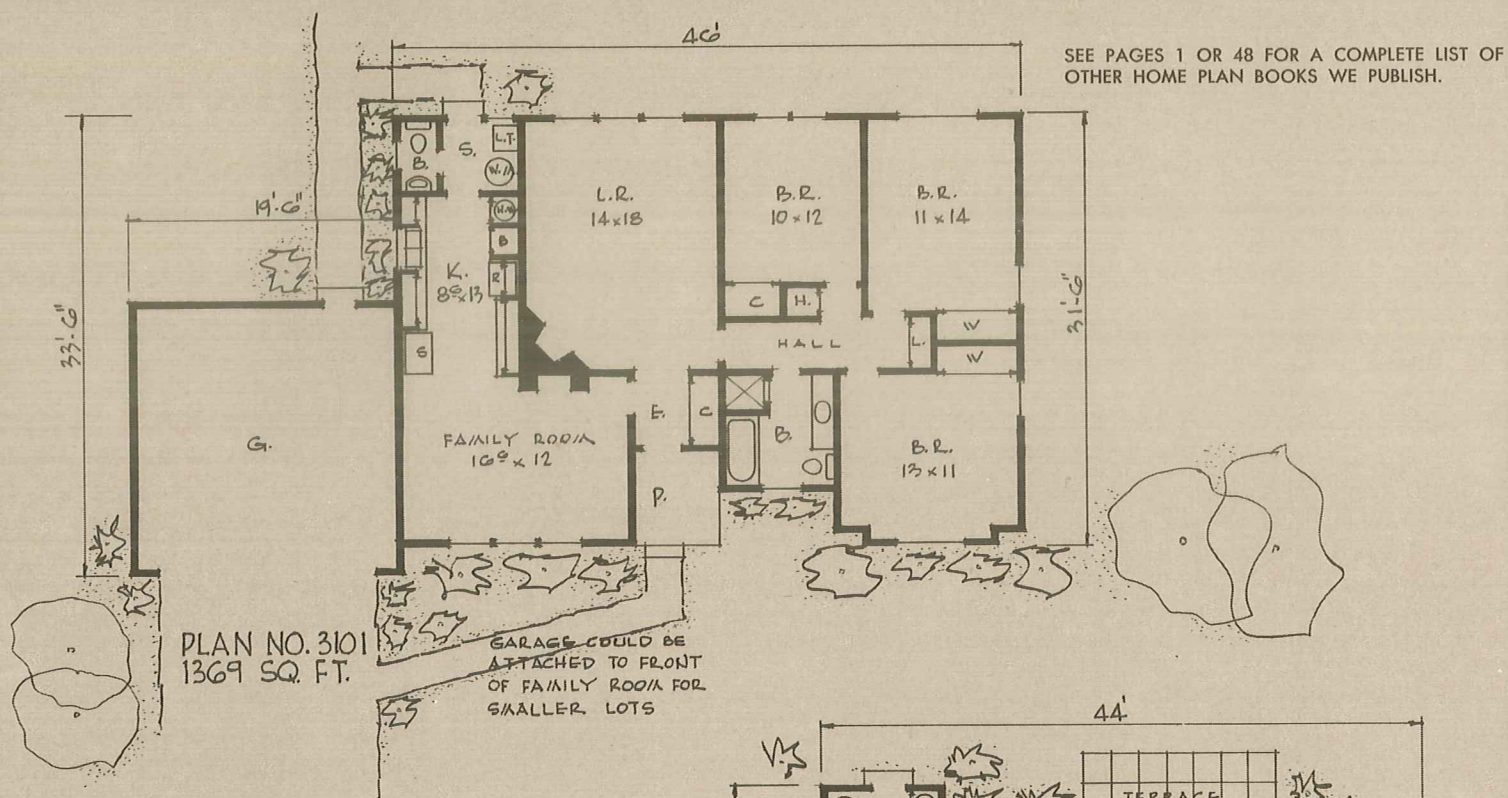

An explanation of the symbols which we have used in our floor layouts are as follows: B—Bath (when designating room); B—Broom Closet (when designating closet area); BK—Books; B.R.—Bedroom; C—Closet; D—Clothes Dryer; E—Entry; G—Garage; H—Forced Air Heater; H.W.—Hot Water Heater; K—Kitchen L—Linen L.R.—Living Room; L.T.—Laundry Tray; N—Eating Nook; P—Porch; R—Refrigerator S—Service (when designating room); S—Stove (when designating appliance); ST—Storage or Shelves; T—Table or Desk; W—Wardrobe W.M.—Washing Machine.



IMPORTANT! BE SURE AND READ PAGE 2 OF THIS BOOK WHICH EXPLAINS HOW CHANGES MAY BE MADE IN OUR HOMES.

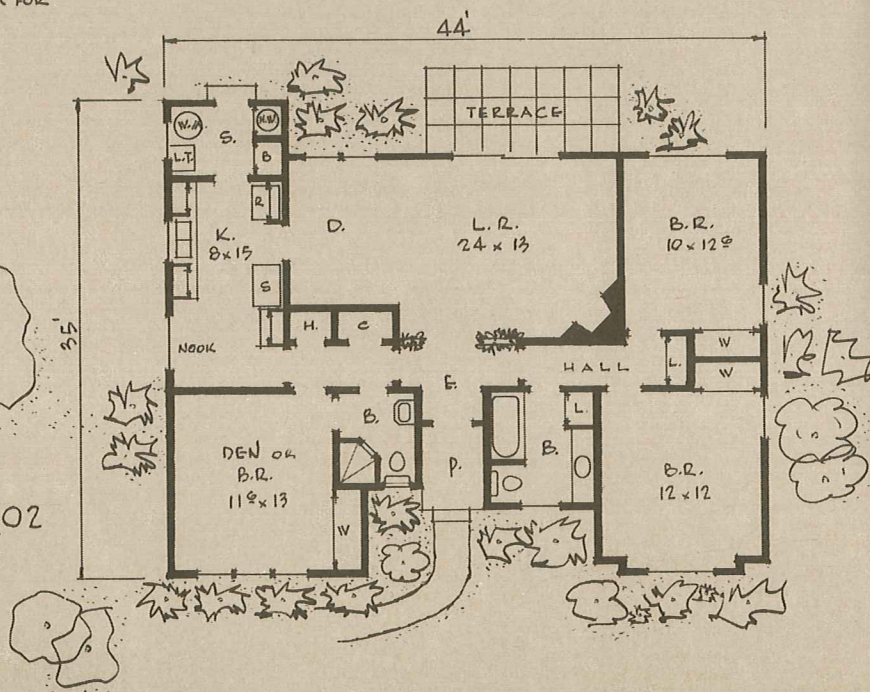



SEE PAGES 1 OR 48 FOR A COMPLETE LIST OF OTHER HOME PLAN BOOKS WE PUBLISH.



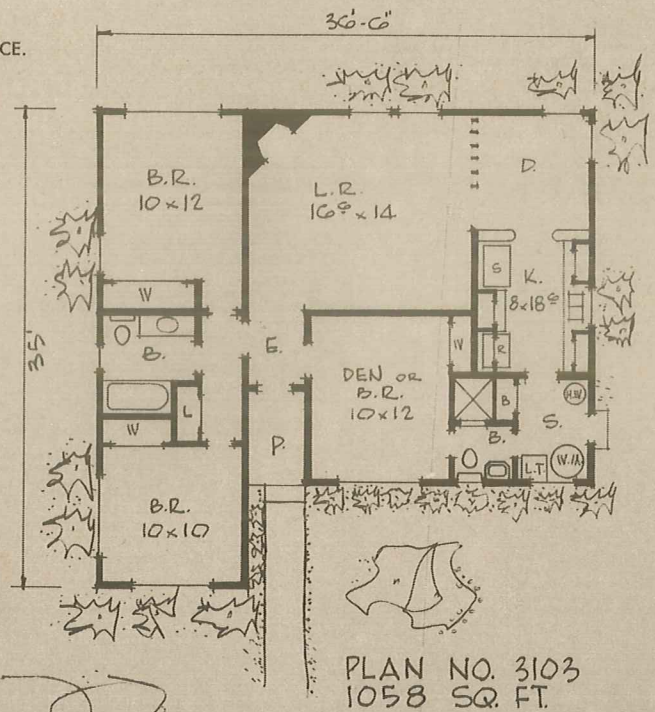
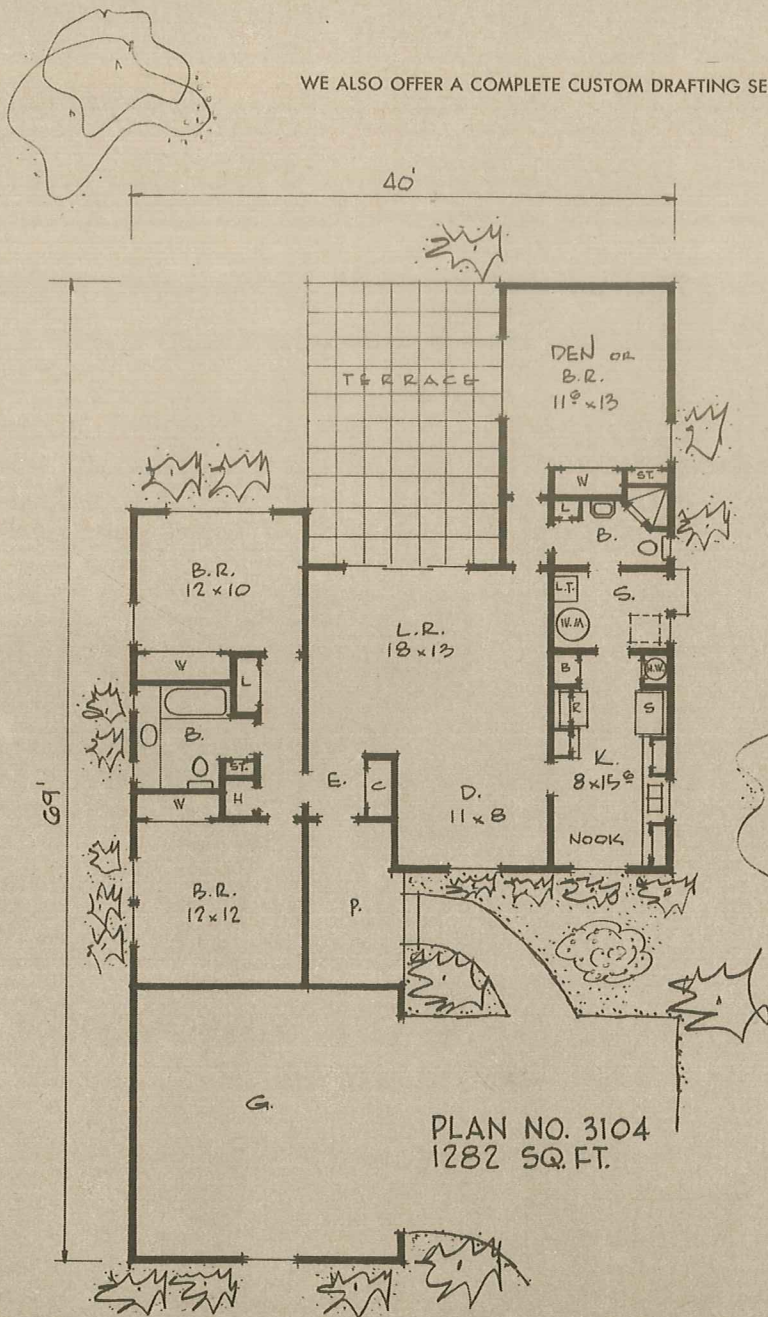
SEE PAGE 2 FOR AN EXPLANATION OF ABBREVIATIONS.

PLAN NO. 3102
1280 SQ. FT.

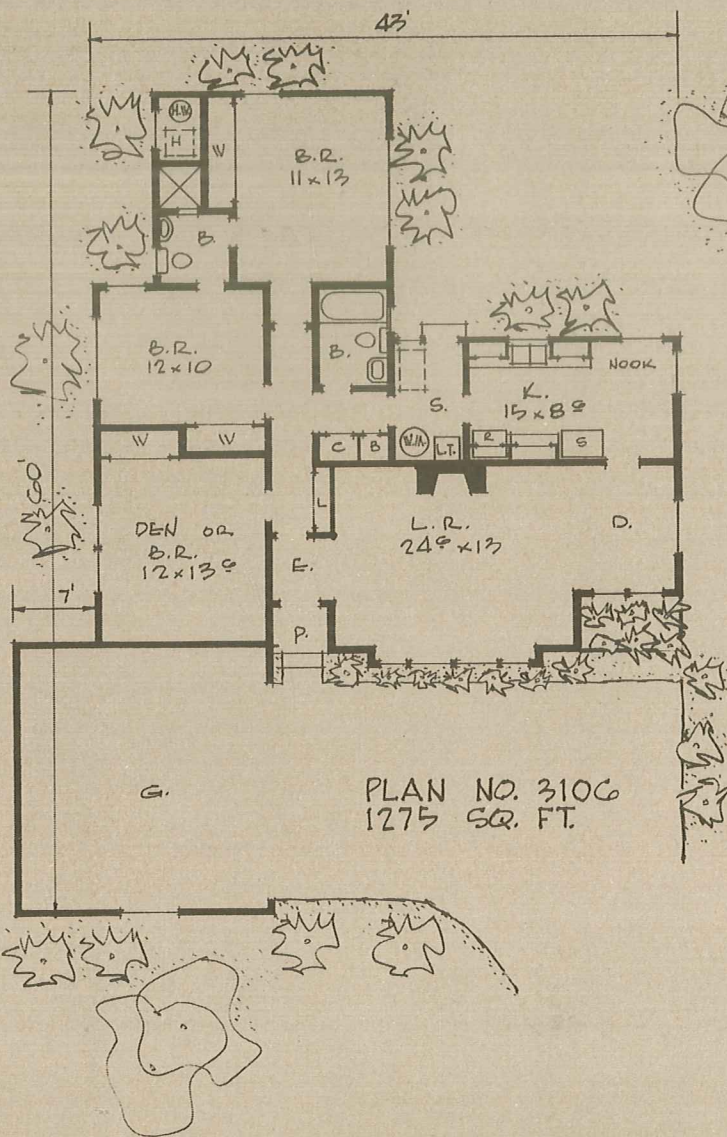





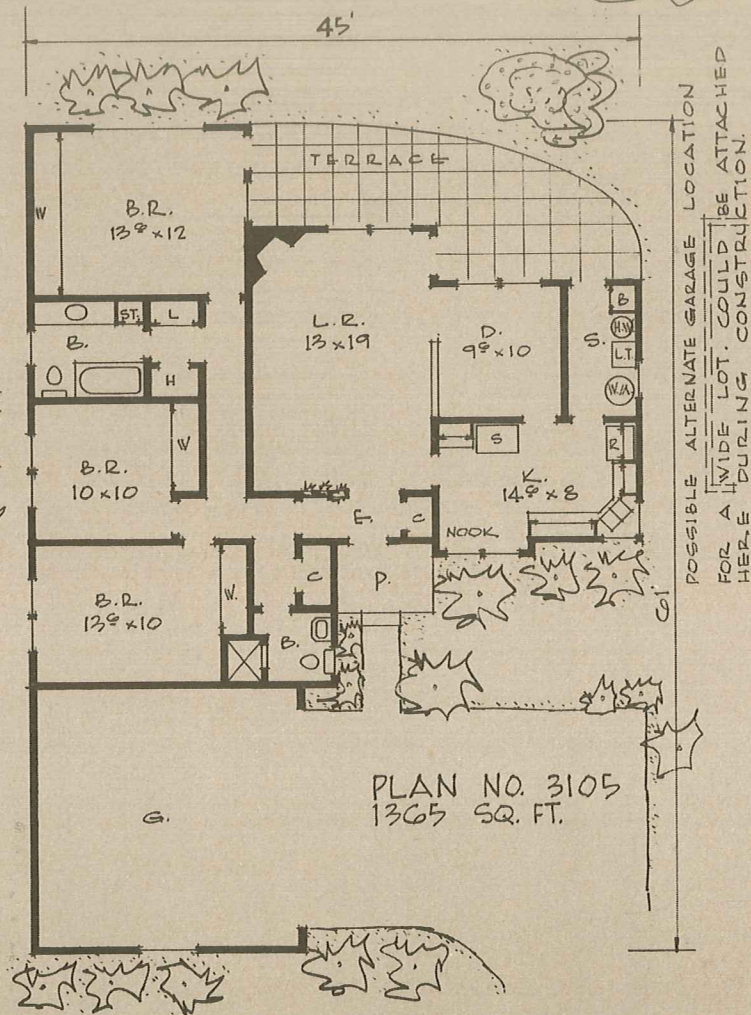
WE ALSO OFFER A COMPLETE CUSTOM DRAFTING SERVICE.



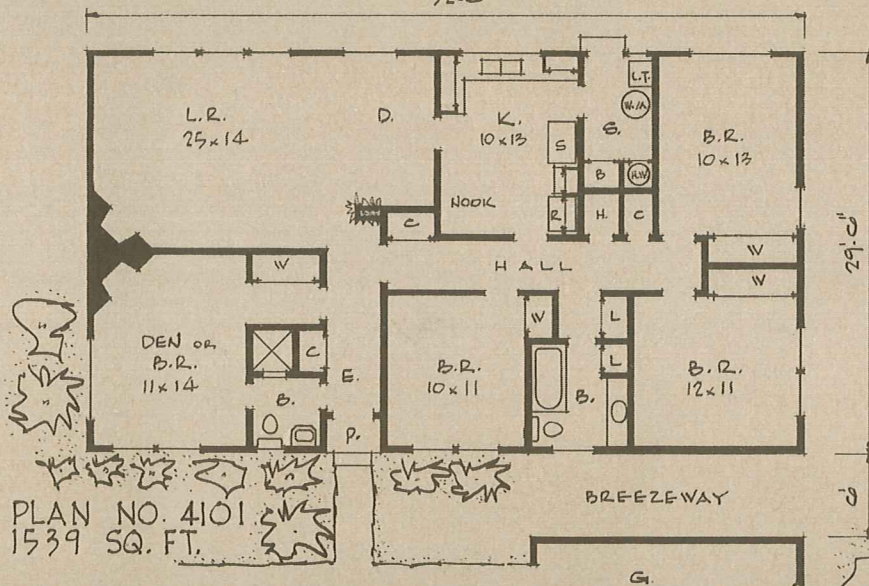
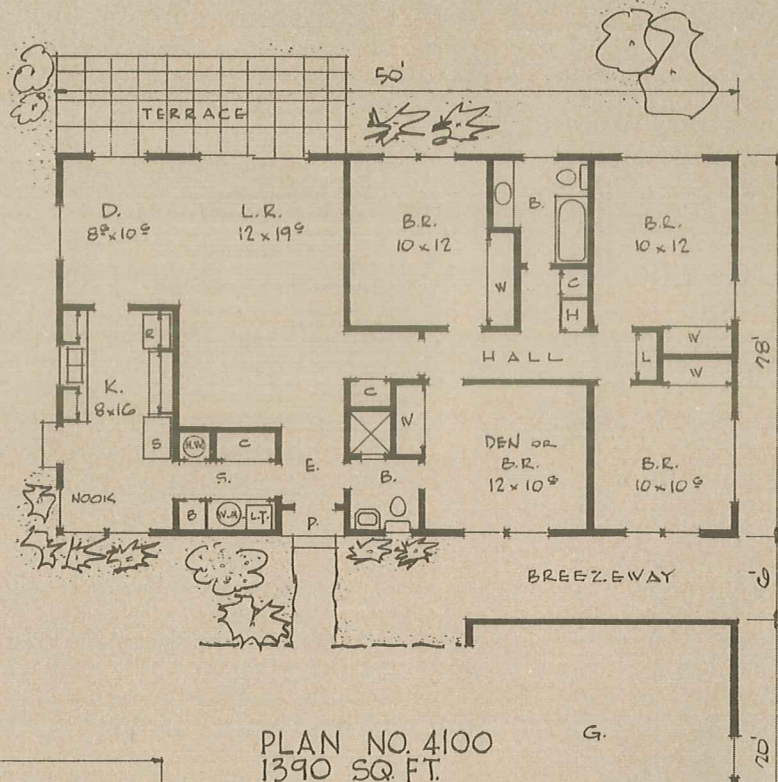
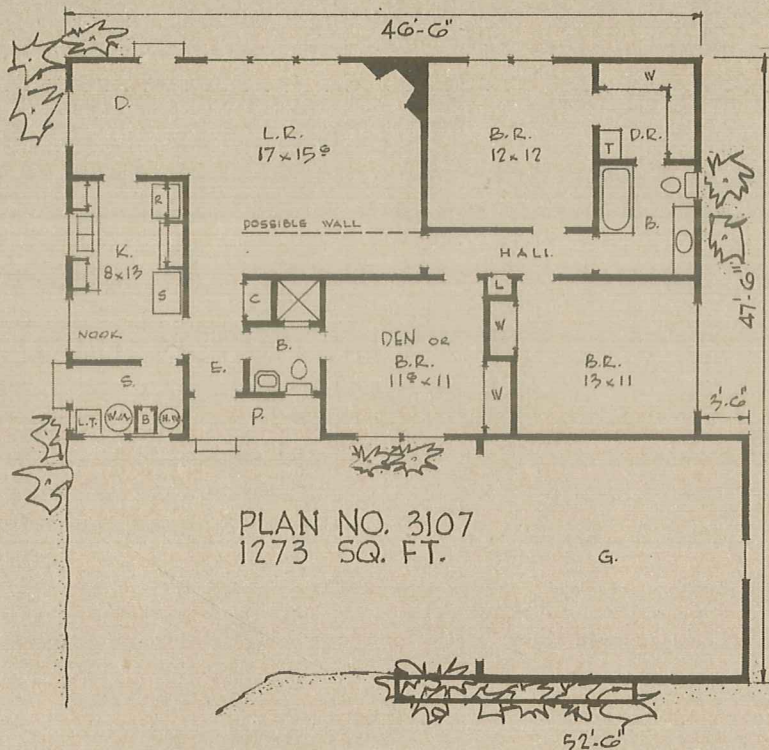

IMPORTANT! BE SURE AND READ PAGE 2 OF THIS BOOK WHICH EXPLAINS HOW CHANGES MAY BE MADE IN OUR HOMES.



COMPLETE WORKING DRAWINGS ARE AVAILABLE FOR ANY OF THE HOMES ILLUSTRATED IN THIS BOOK. SEE PAGE 48.



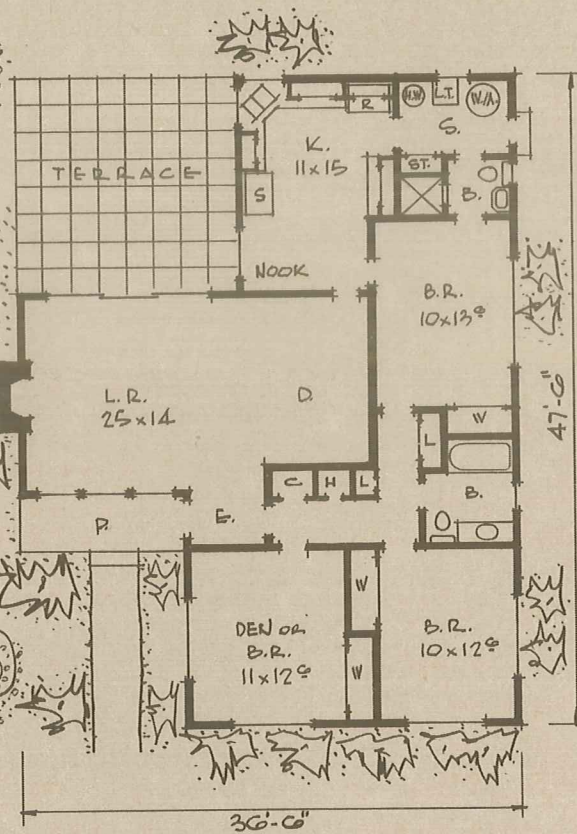
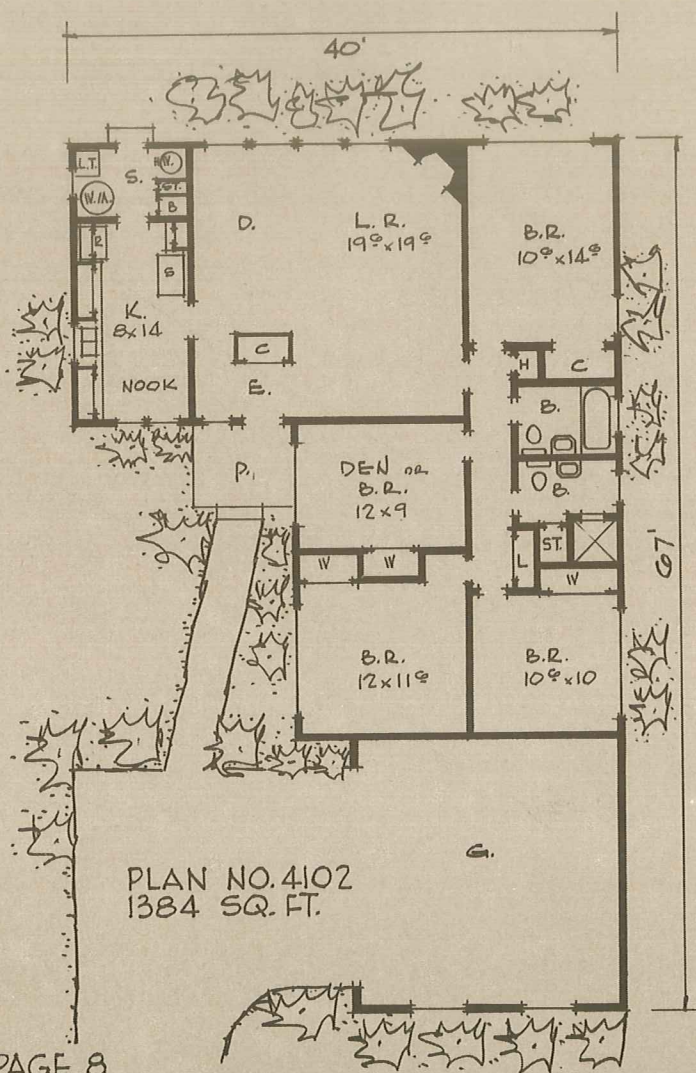
SEE PAGES 1 OR 48 FOR A COMPLETE LIST OF OTHER HOME PLAN BOOKS WE PUBLISH.



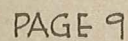
IMPORTANT! BE SURE AND READ PAGE 2 OF THIS BOOK WHICH EXPLAINS HOW CHANGES MAY BE MADE IN OUR HOMES.




COMPLETE WORKING DRAWINGS ARE AVAILABLE FOR ANY OF THE HOMES ILLUSTRATED IN THIS BOOK. SEE PAGE 48.

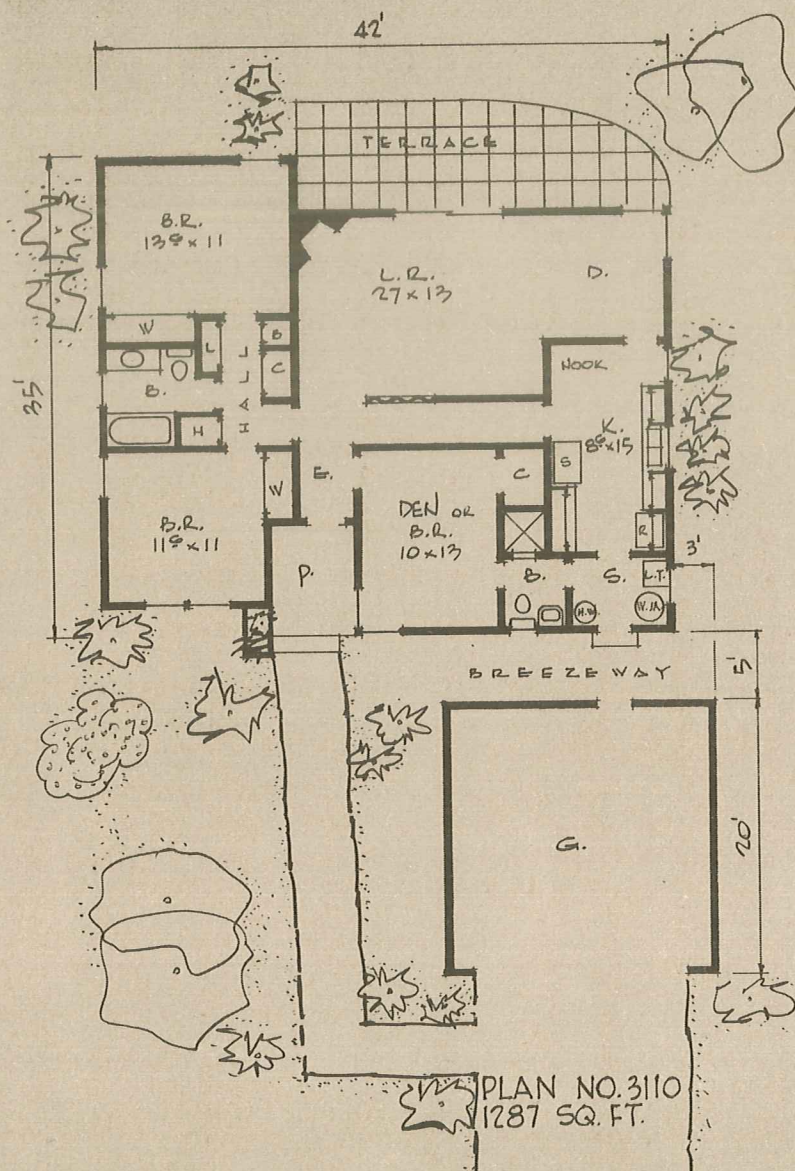
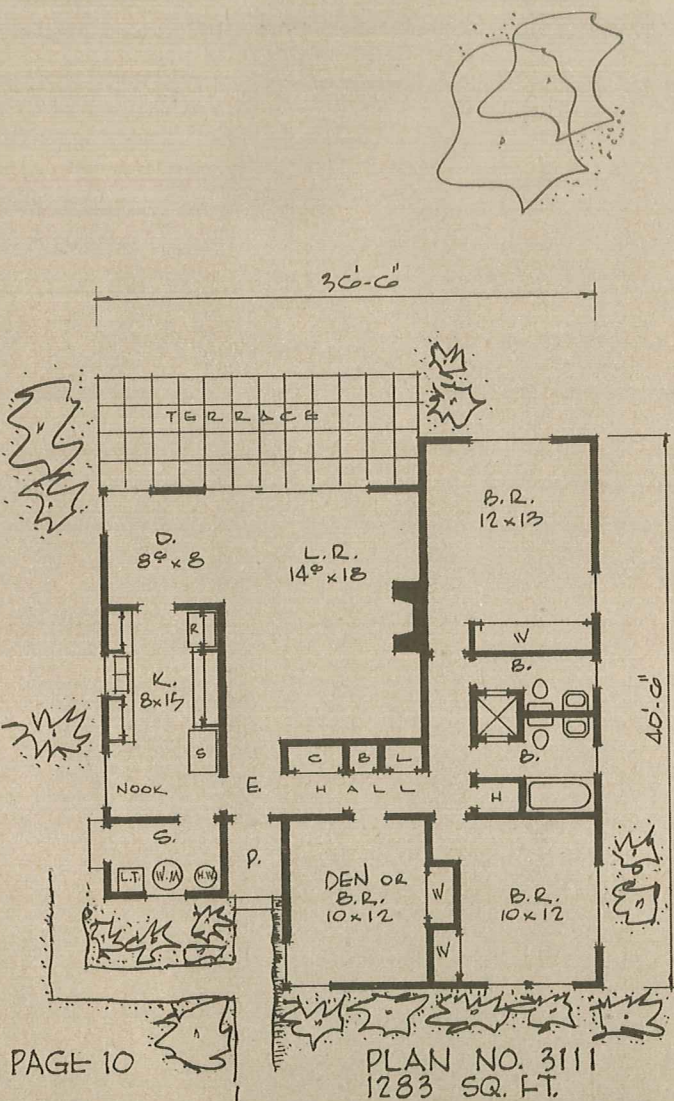


WE ALSO OFFER A COMPLETE CUSTOM DRAFTING SERVICE.






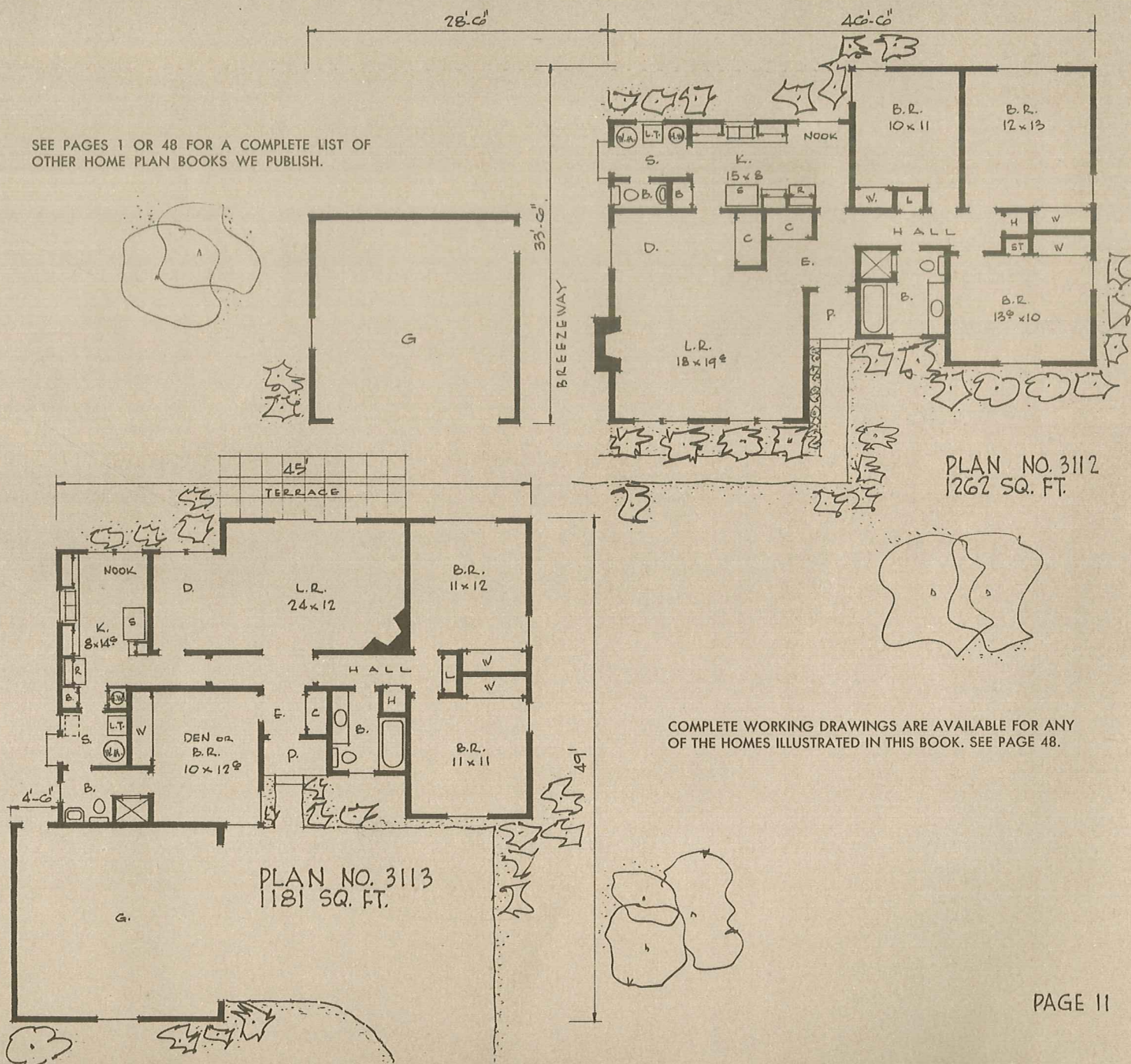
IMPORTANT! BE SURE AND READ PAGE 2 OF THIS BOOK WHICH EXPLAINS HOW CHANGES MAY BE MADE IN OUR HOMES.




WE ALSO OFFER A COMPLETE CUSTOM DRAFTING SERVICE.



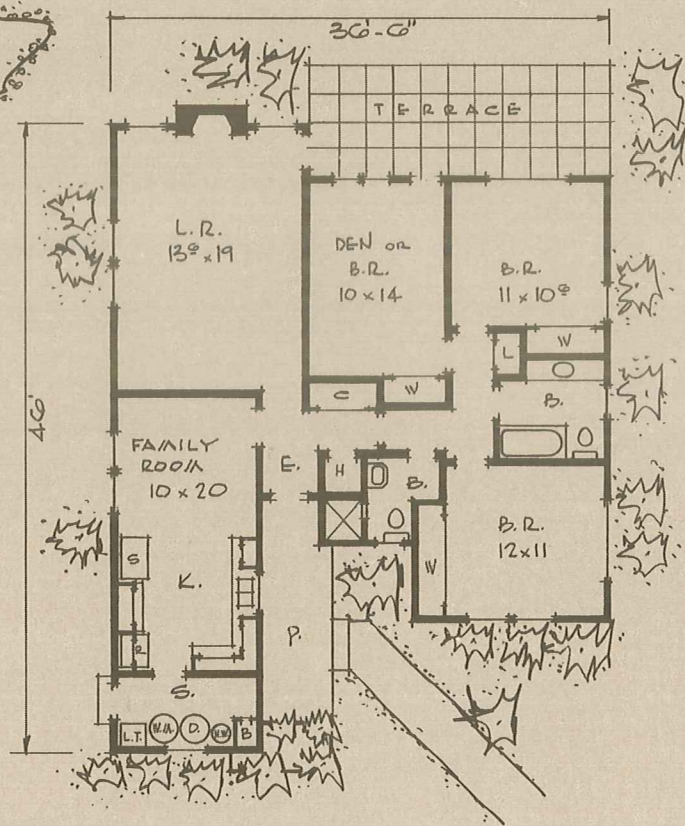
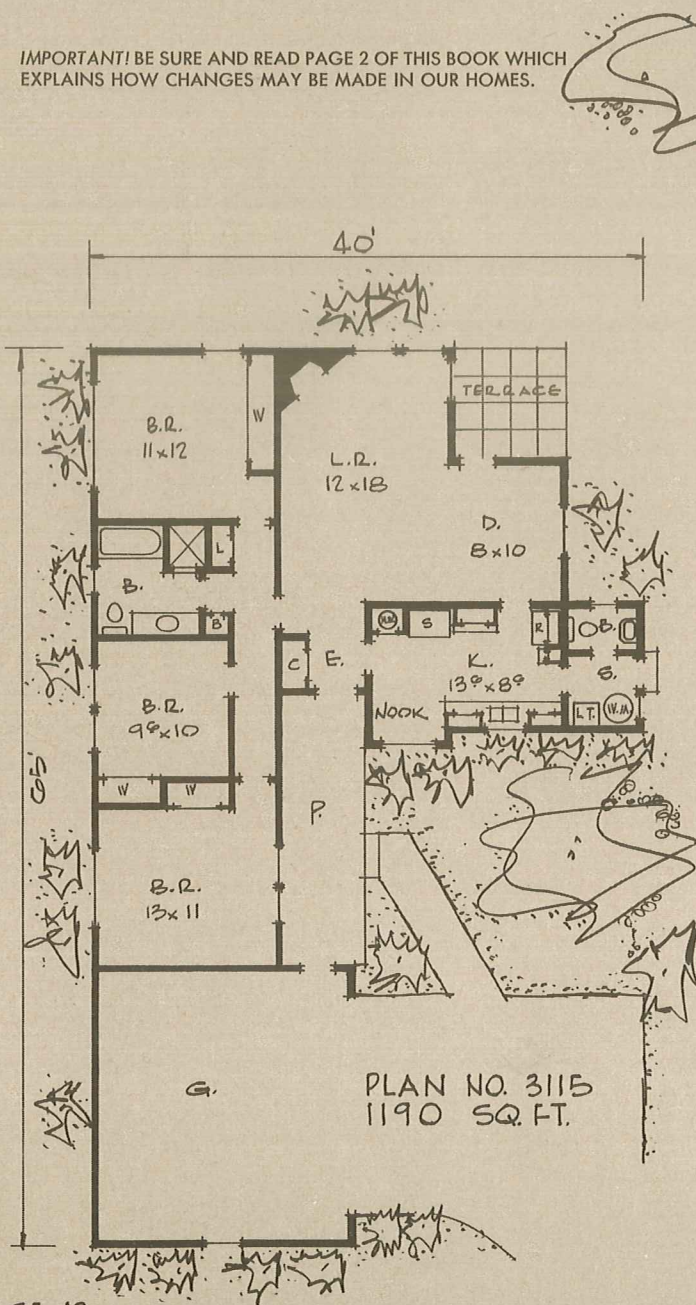
SEE PAGES 1 OR 48 FOR A COMPLETE LIST OF
OTHER HOME PLAN BOOKS WE PUBLISH.



COMPLETE WORKING DRAWINGS ARE AVAILABLE FOR ANY
OF THE HOMES ILLUSTRATED IN THIS BOOK. SEE PAGE 48.



IMPORTANT! BE SURE AND READ PAGE 2 OF THIS BOOK WHICH EXPLAINS HOW CHANGES MAY BE MADE IN OUR HOMES.

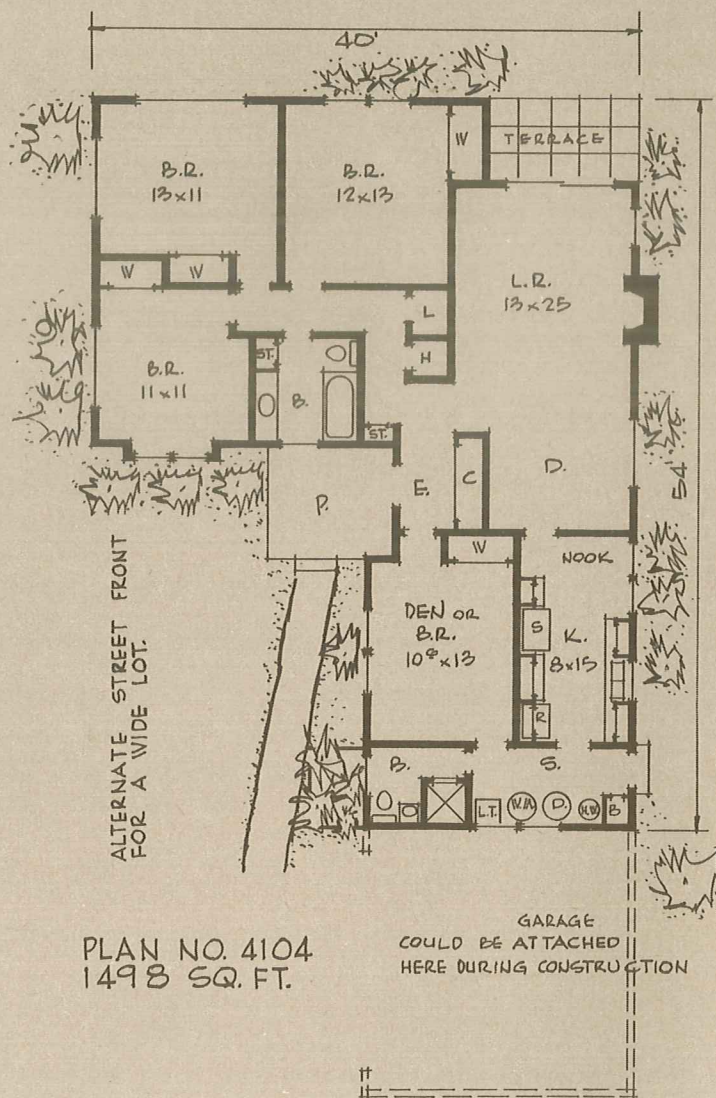
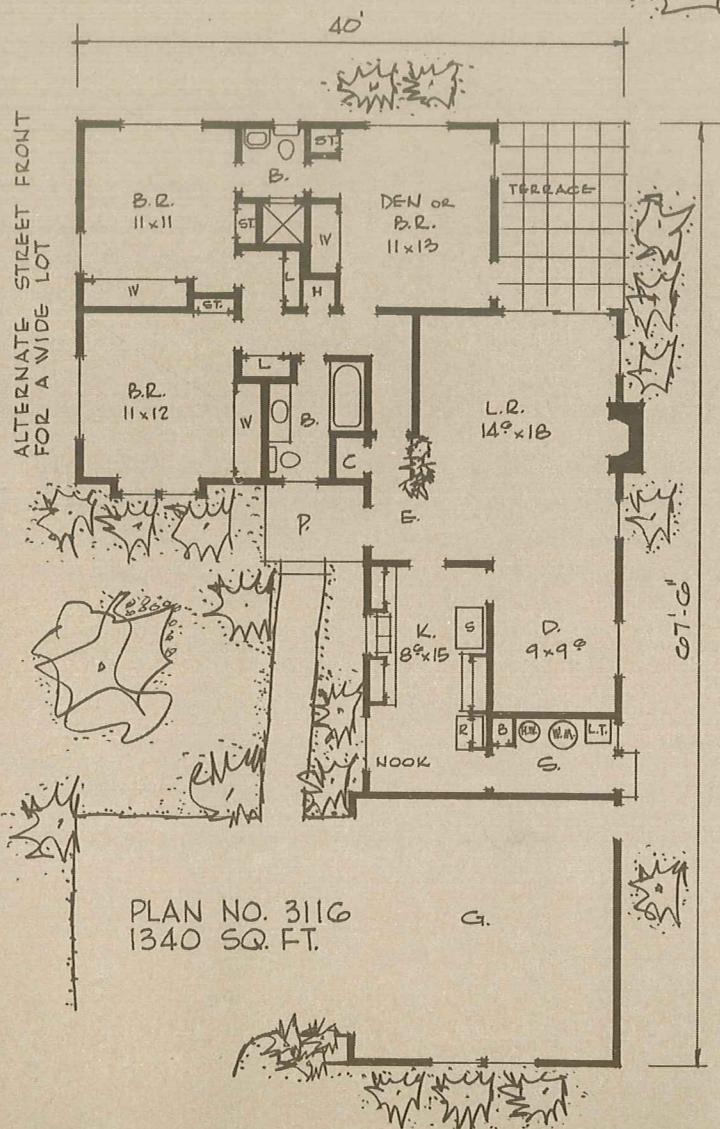
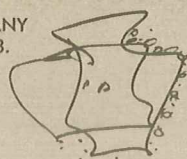


PLAN NO. 3114
1277 SQ. FT.


SEE PAGE 2 FOR AN EXPLANATION OF ABBREVIATIONS.



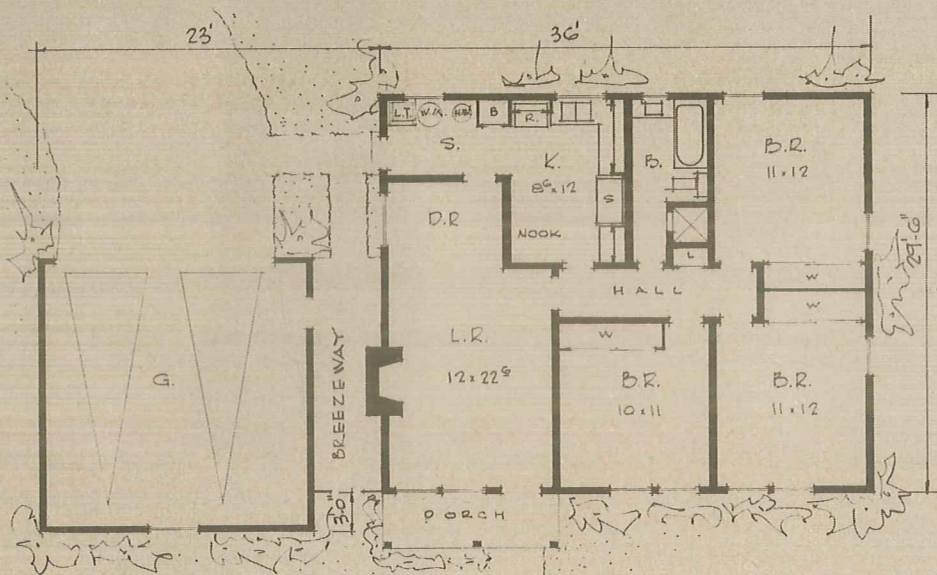
COMPLETE WORKING DRAWINGS ARE AVAILABLE FOR ANY OF THE HOMES ILLUSTRATED IN THIS BOOK. SEE PAGE 48.



WE ALSO OFFER A COMPLETE CUSTOM DRAFTING SERVICE.



L. RICHARDS

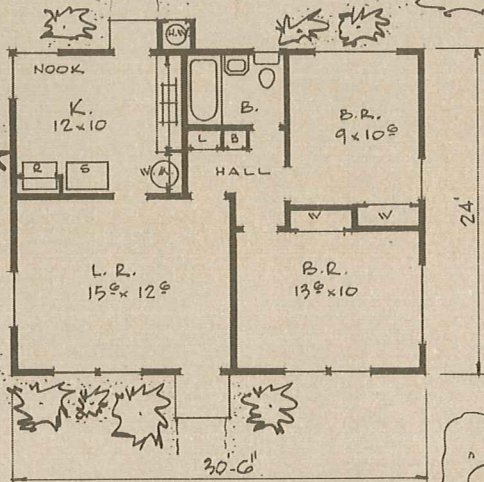
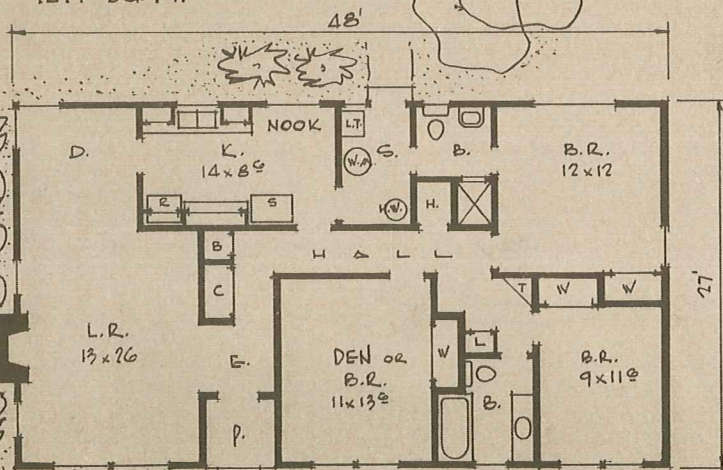


SEE PAGES 1 OR 48 FOR A COMPLETE LIST OF OTHER HOME PLAN BOOKS WE PUBLISH.

SEE PAGE 2 FOR AN EXPLANATION OF ABBREVIATIONS.

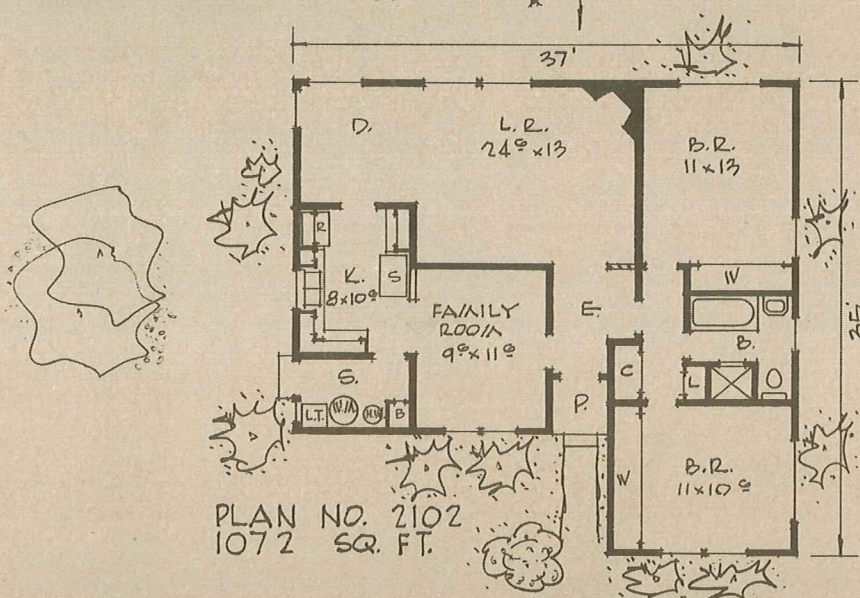
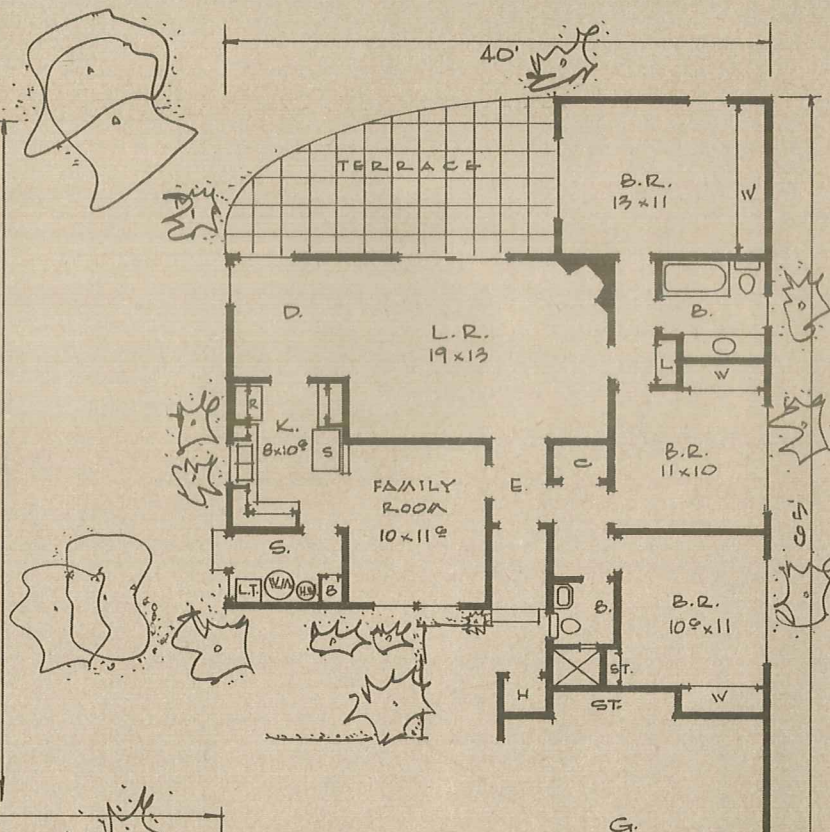
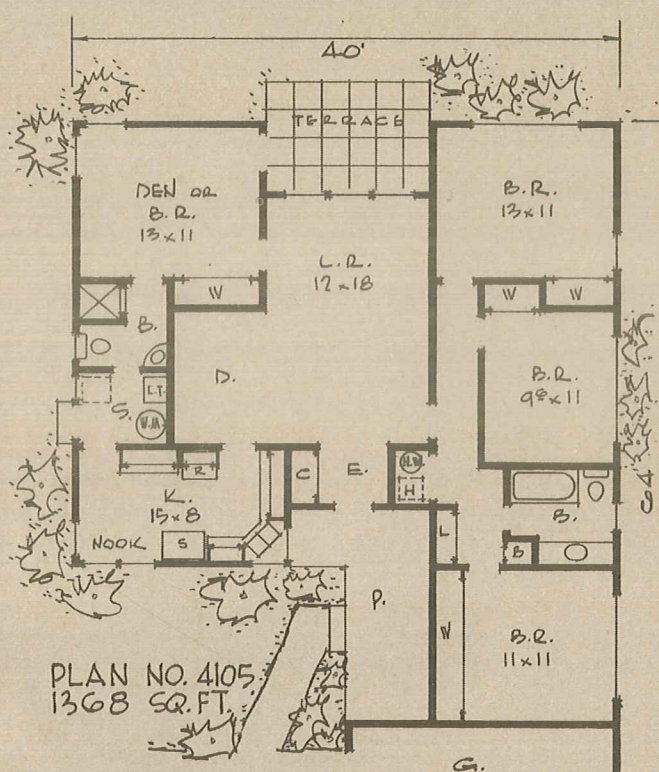

PLAN NO. 3047-14
1062 SQ. FT.


PLAN NO. 3117
1271 SQ. FT.



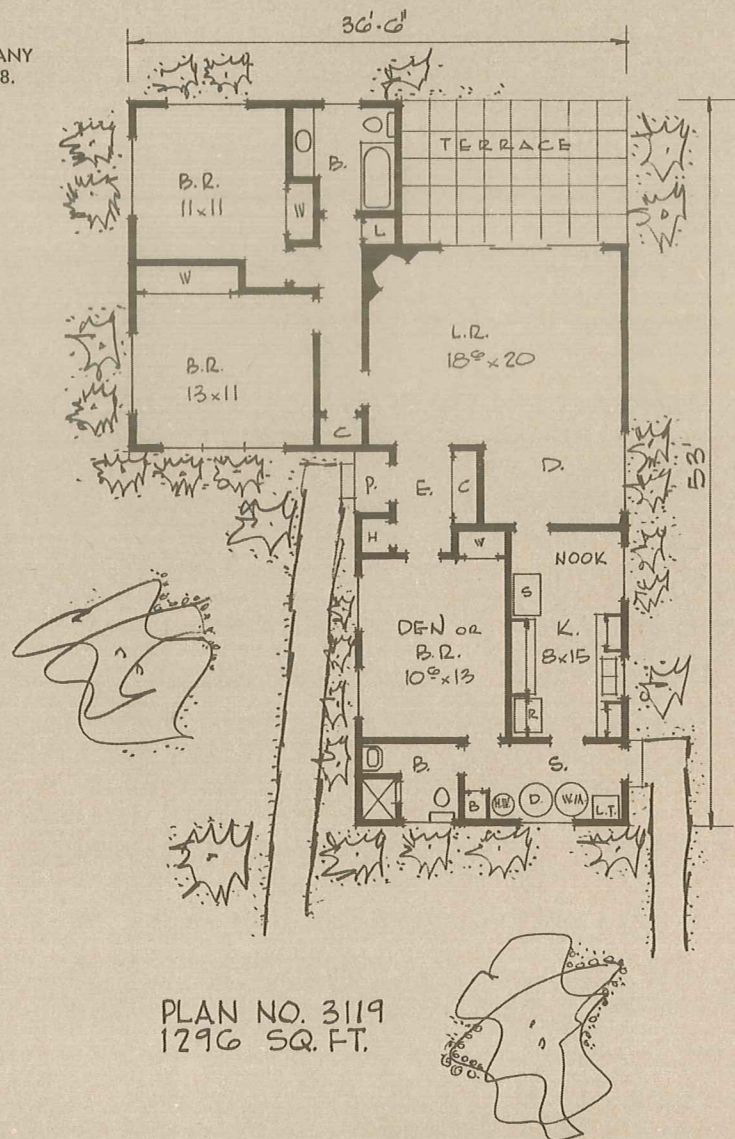
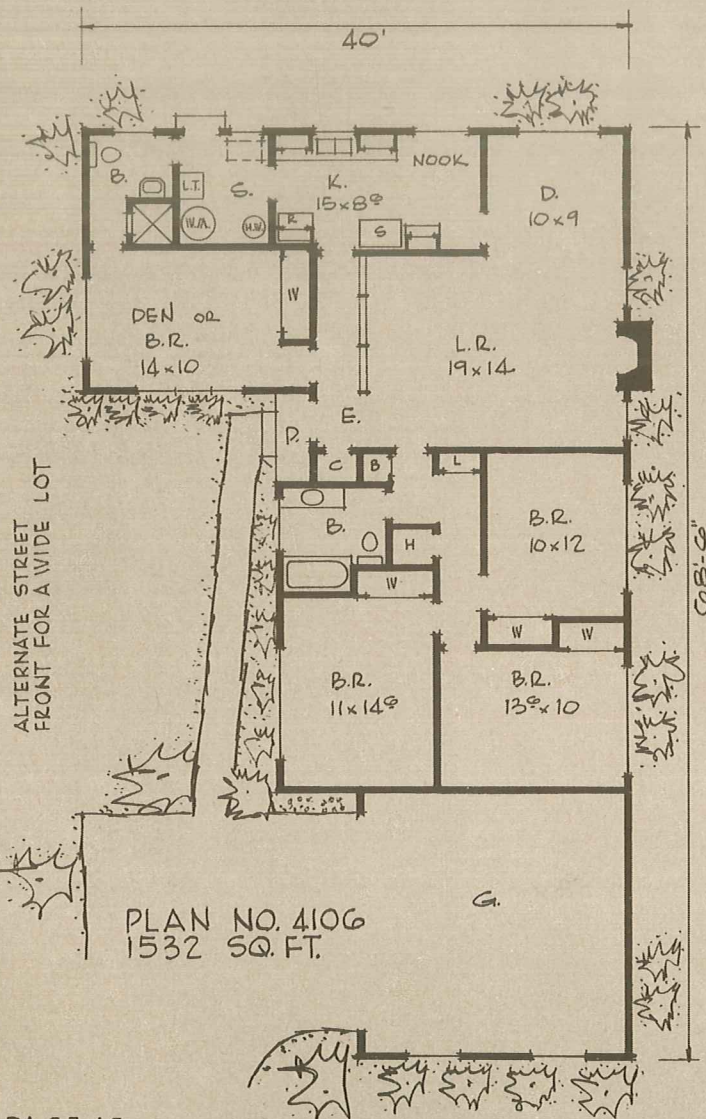
PLAN NO. 2101
732 SQ. FT.

GARAGE COULD BE ATTACHED HERE





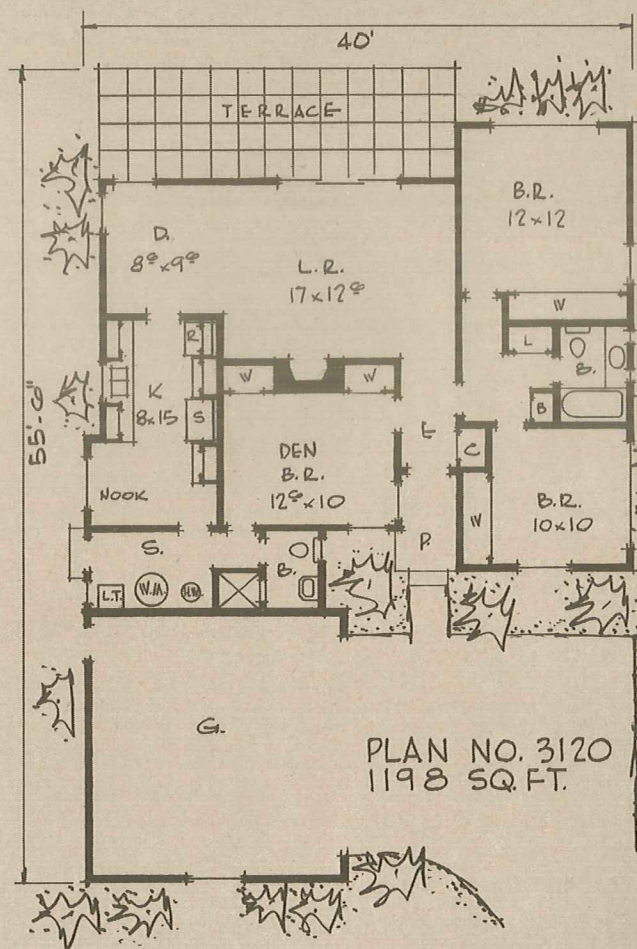
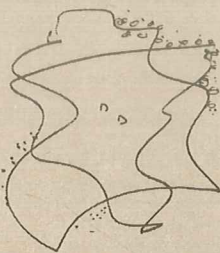
COMPLETE WORKING DRAWINGS ARE AVAILABLE FOR ANY OF THE HOMES ILLUSTRATED IN THIS BOOK. SEE PAGE 48.



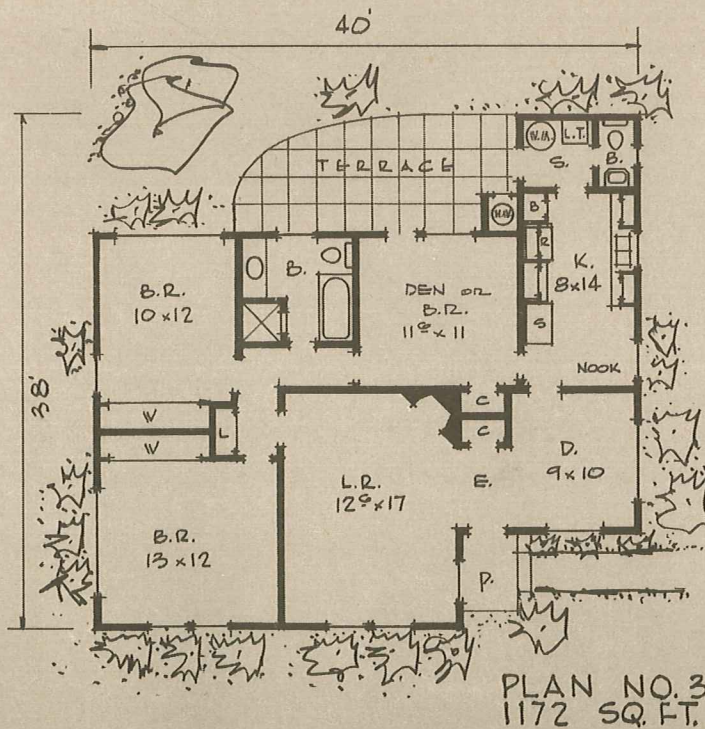
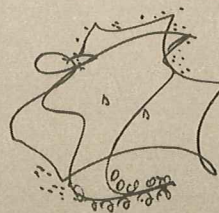
SEE PAGES 1 OR 48 FOR A COMPLETE LIST OF OTHER HOME PLAN BOOKS WE PUBLISH.




IMPORTANT! BE SURE AND READ PAGE 2 OF THIS BOOK WHICH EXPLAINS HOW CHANGES MAY BE MADE IN OUR HOMES.

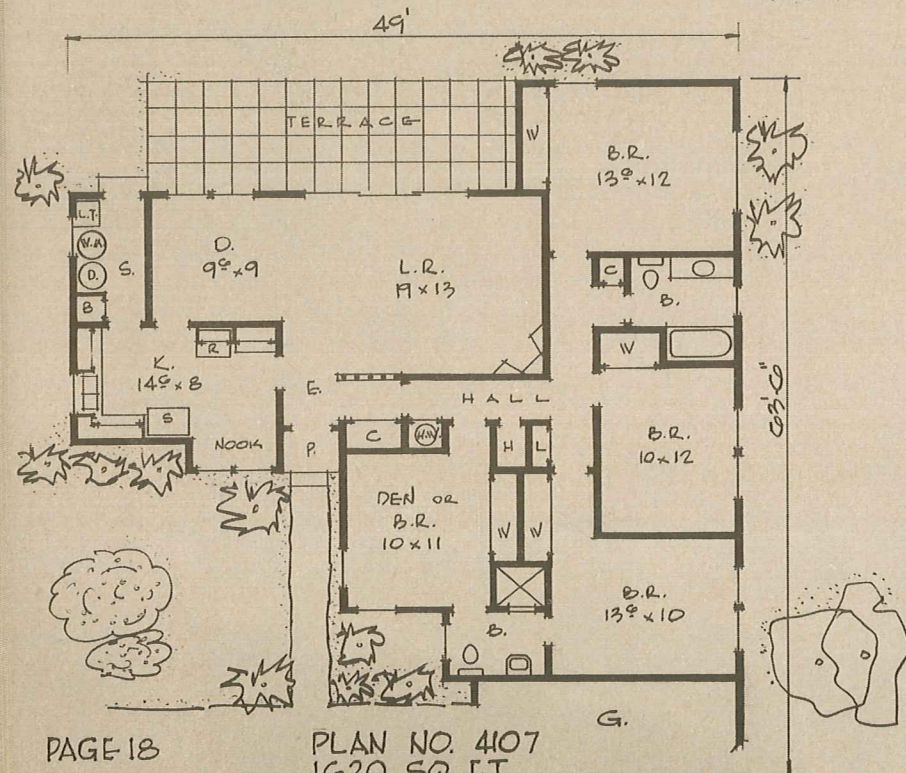
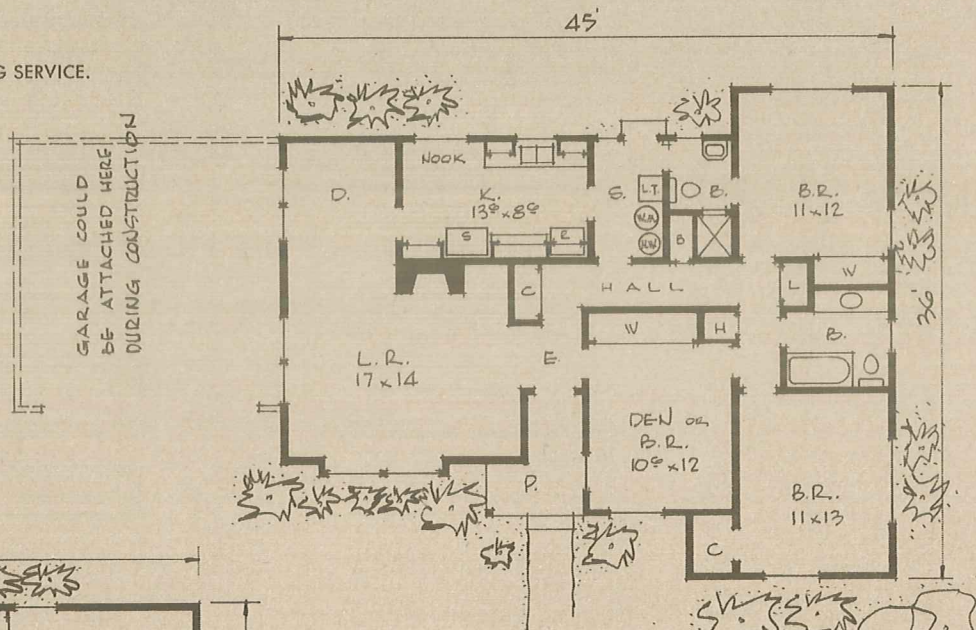


SEE PAGE 2 FOR AN EXPLANATION OF ABBREVIATIONS.






WE ALSO OFFER A COMPLETE CUSTOM DRAFTING SERVICE.

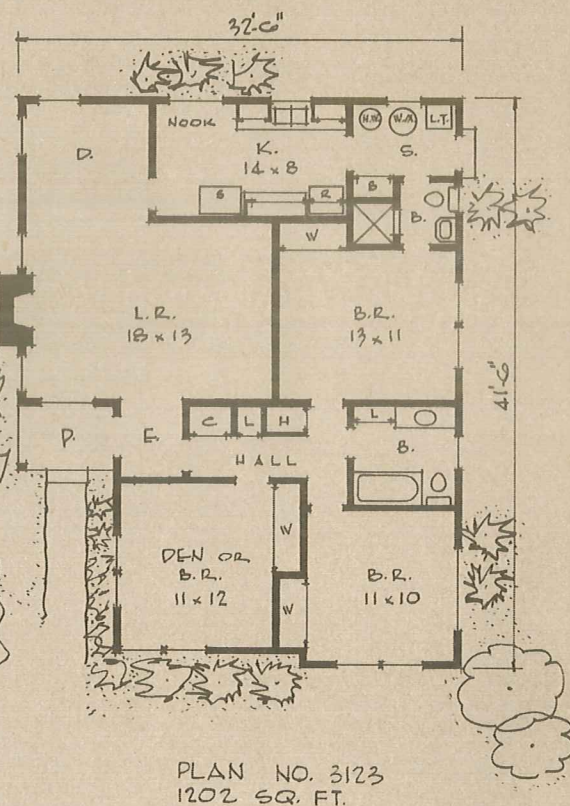
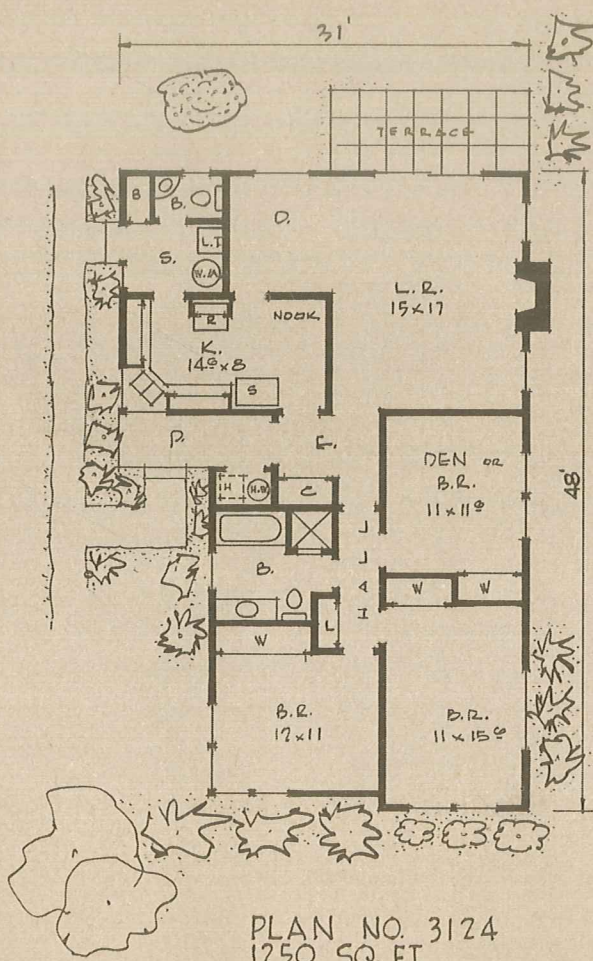


COMPLETE WORKING DRAWINGS ARE AVAILABLE FOR ANY OF THE HOMES ILLUSTRATED IN THIS BOOK. SEE PAGE 48.

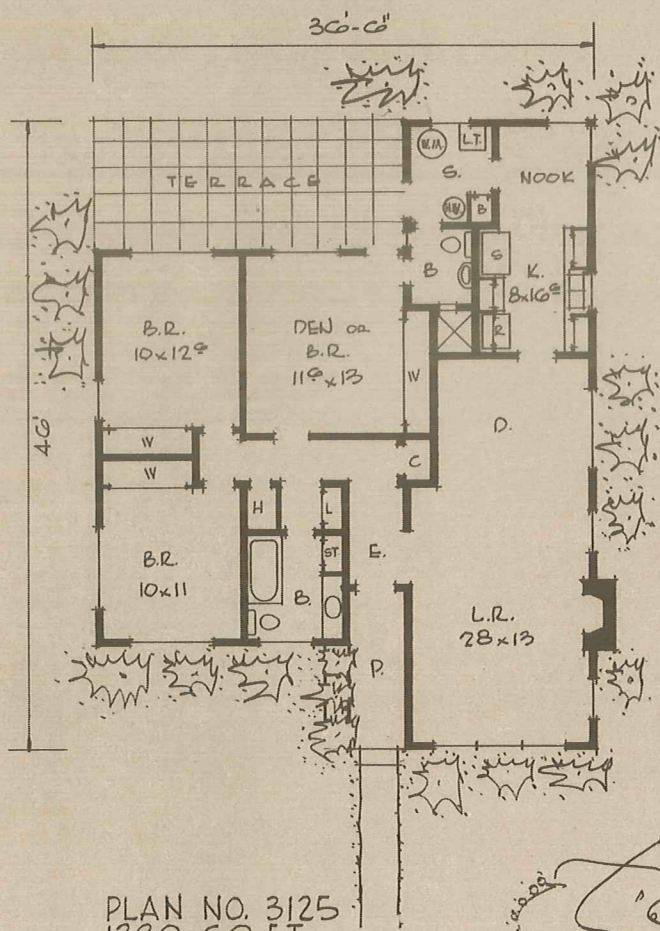



SEE PAGES 1 OR 48 FOR A COMPLETE LIST OF
OTHER HOME PLAN BOOKS WE PUBLISH.

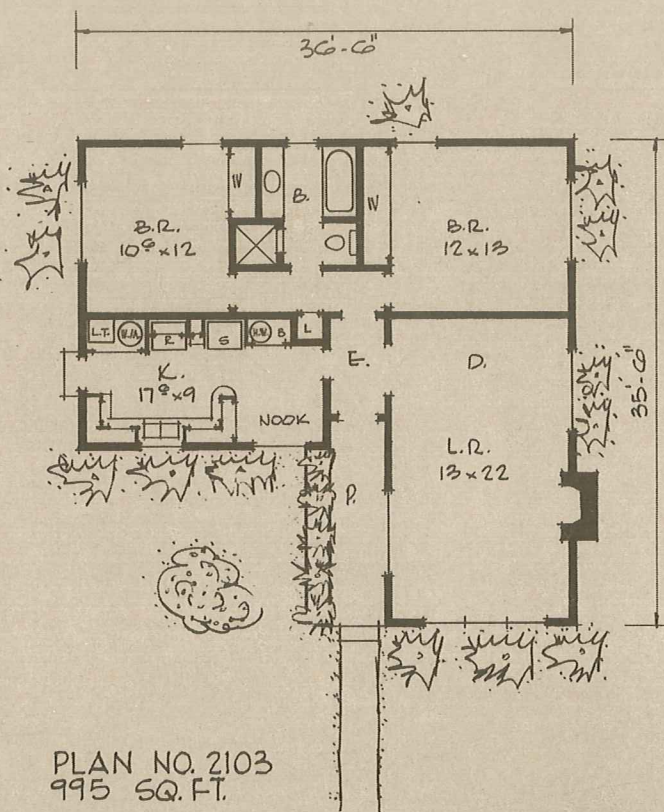
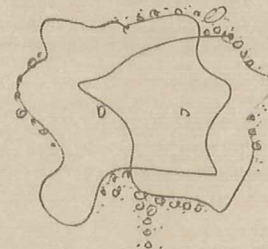
ALTERNATE FRONT FOR A WIDE LOT



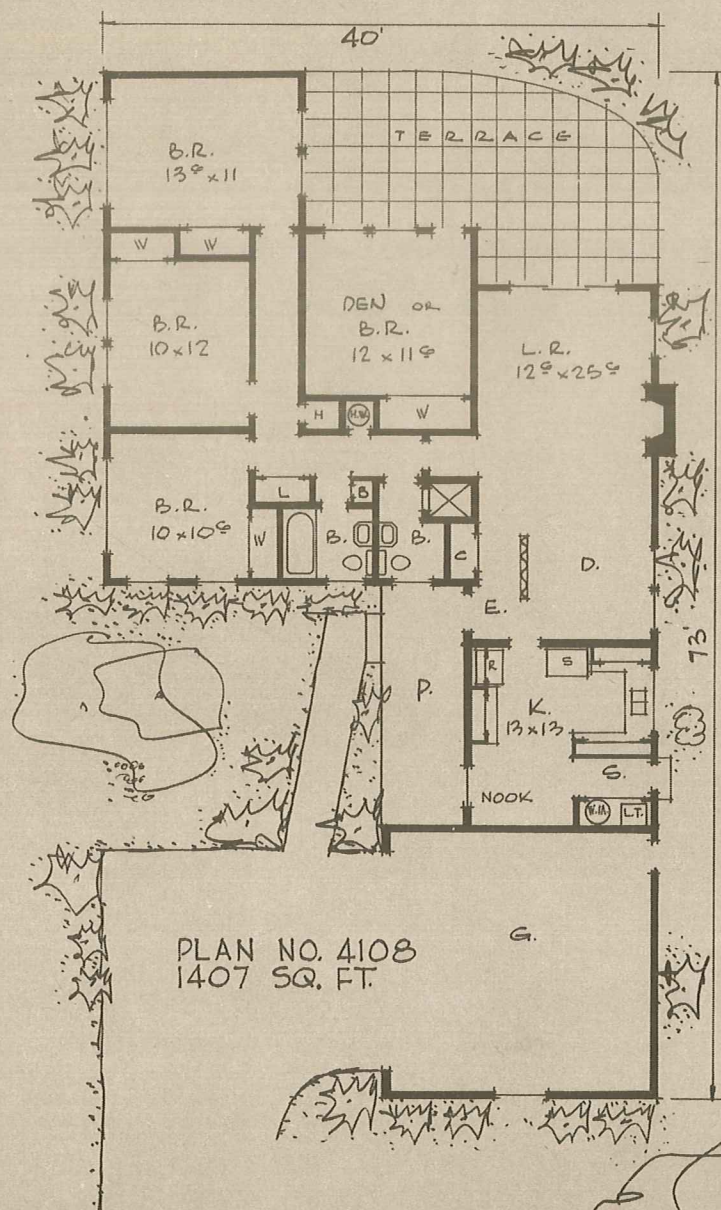

SEE PAGE 2 FOR AN EXPLANATION OF ABBREVIATIONS.



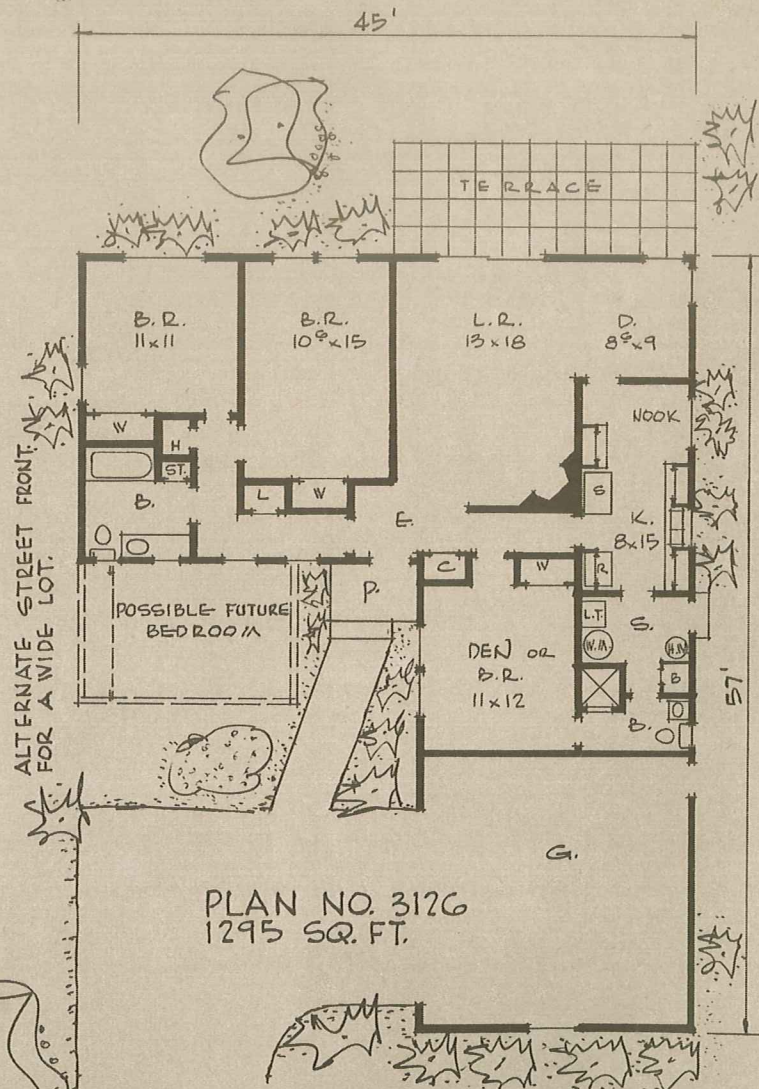
IMPORTANT! BE SURE AND READ PAGE 2 OF THIS BOOK WHICH EXPLAINS HOW CHANGES MAY BE MADE IN OUR HOMES.




WE ALSO OFFER A COMPLETE CUSTOM DRAFTING SERVICE.



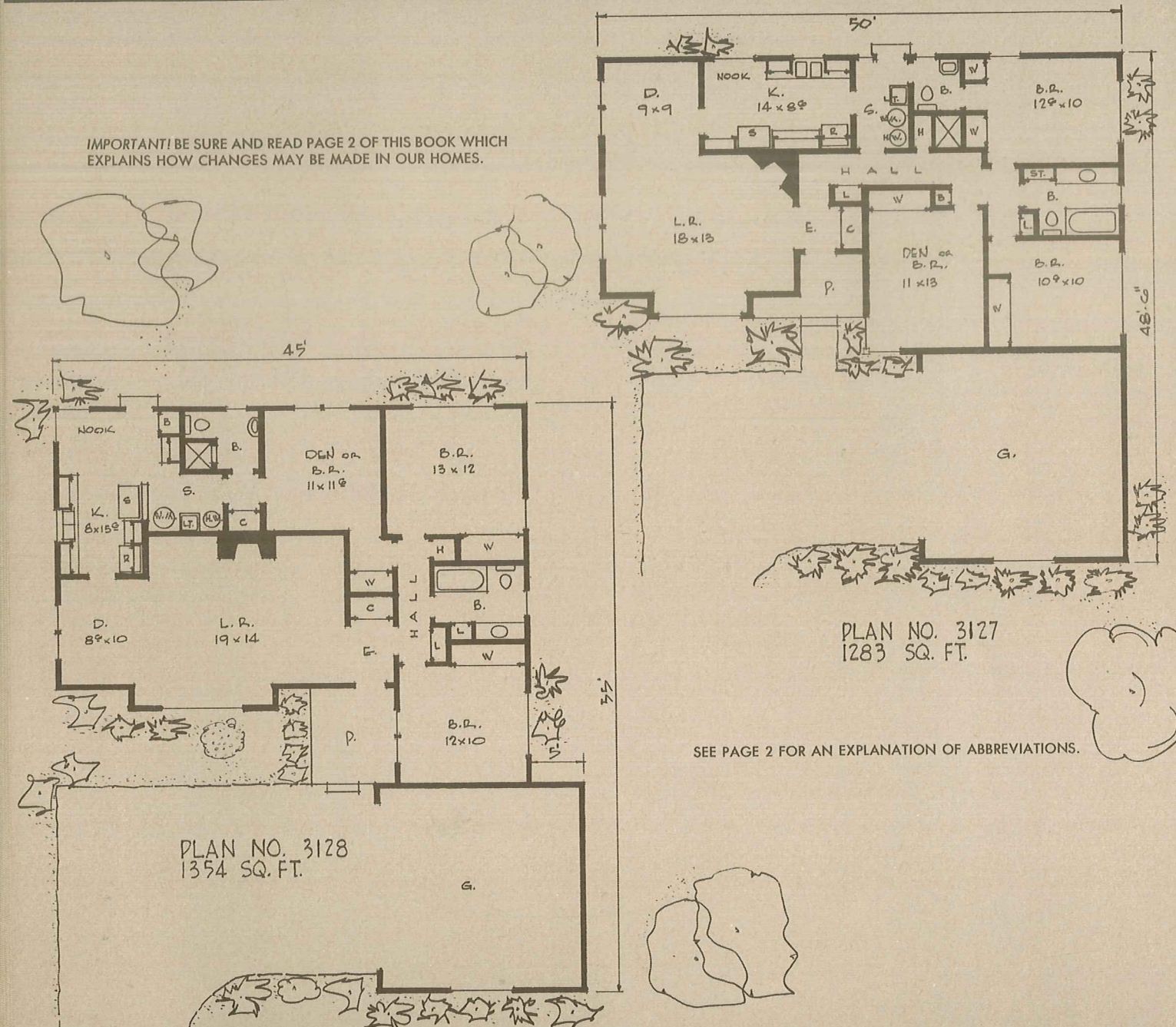
COMPLETE WORKING DRAWINGS ARE AVAILABLE FOR ANY OF THE HOMES ILLUSTRATED IN THIS BOOK. SEE PAGE 48.




SEE PAGES 1 OR 48 FOR A COMPLETE LIST OF OTHER HOME PLAN BOOKS WE PUBLISH.

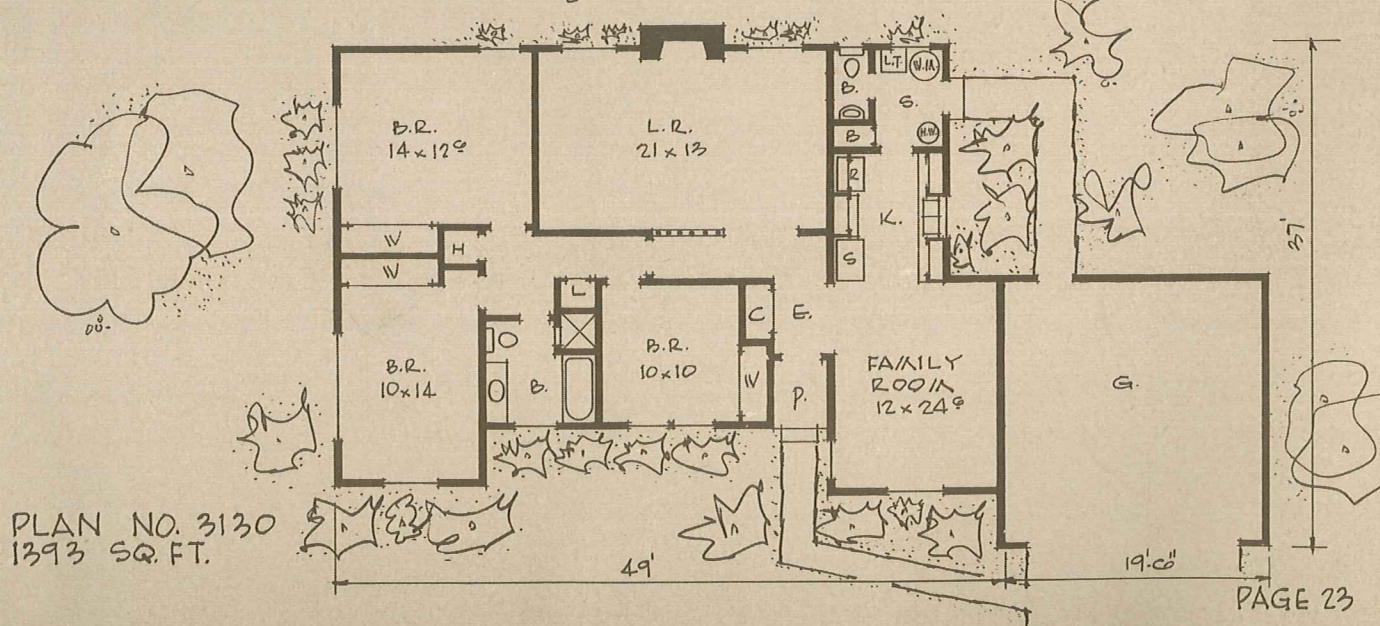
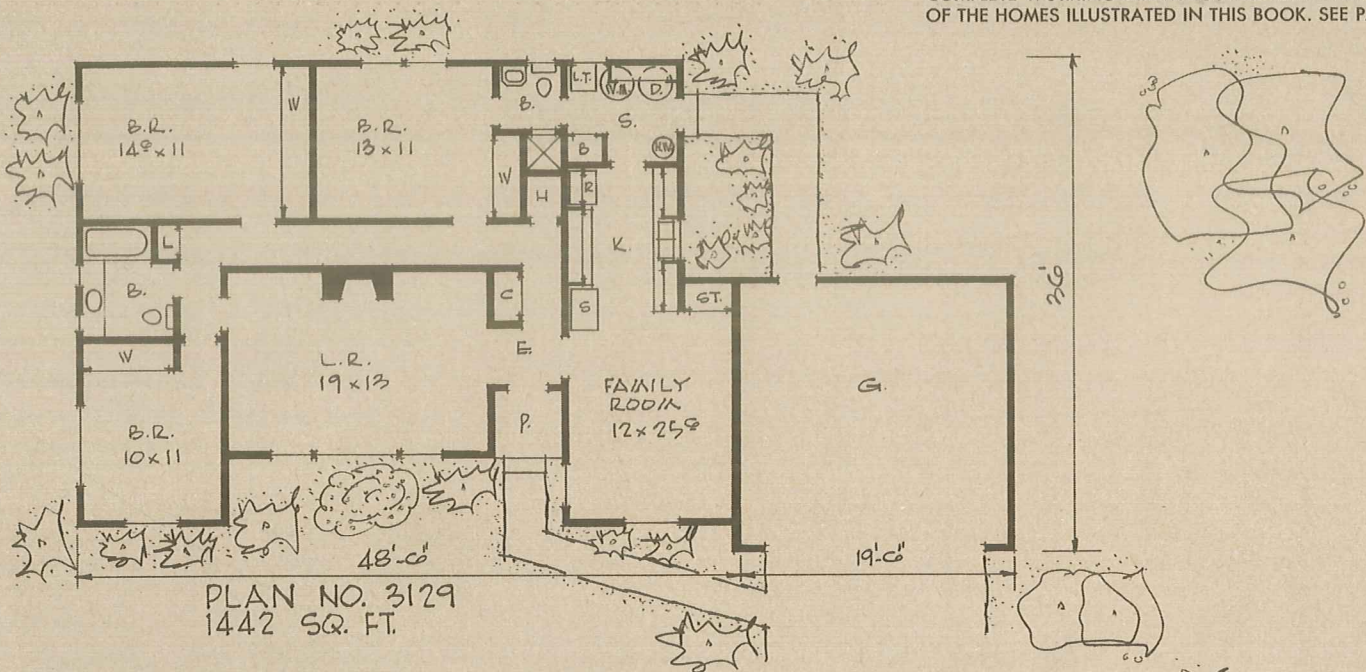



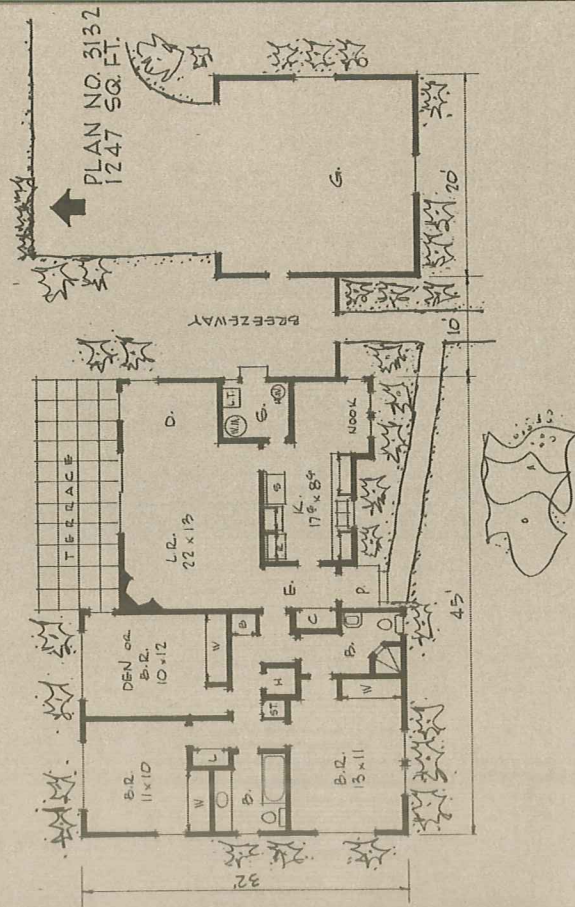

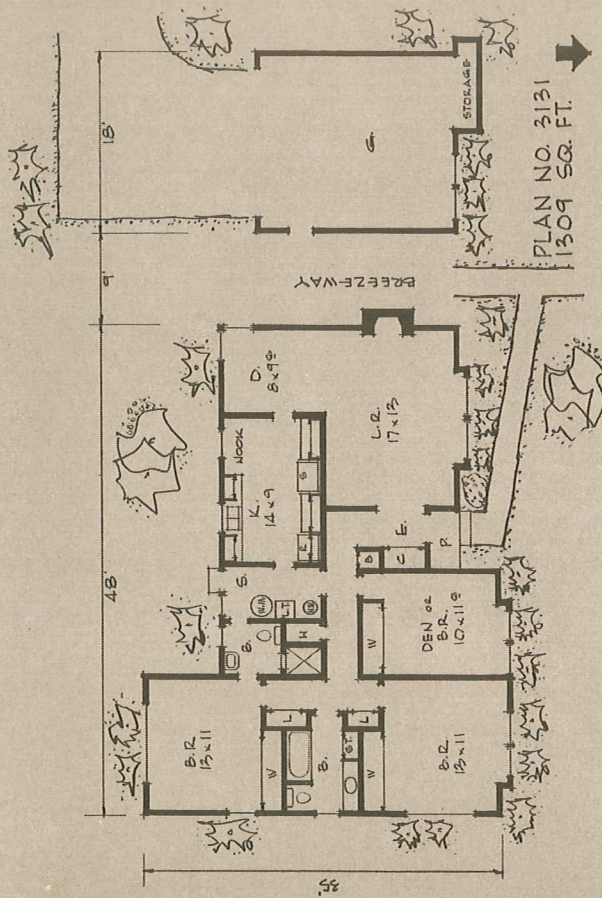
IMPORTANT! BE SURE AND READ PAGE 2 OF THIS BOOK WHICH EXPLAINS HOW CHANGES MAY BE MADE IN OUR HOMES.


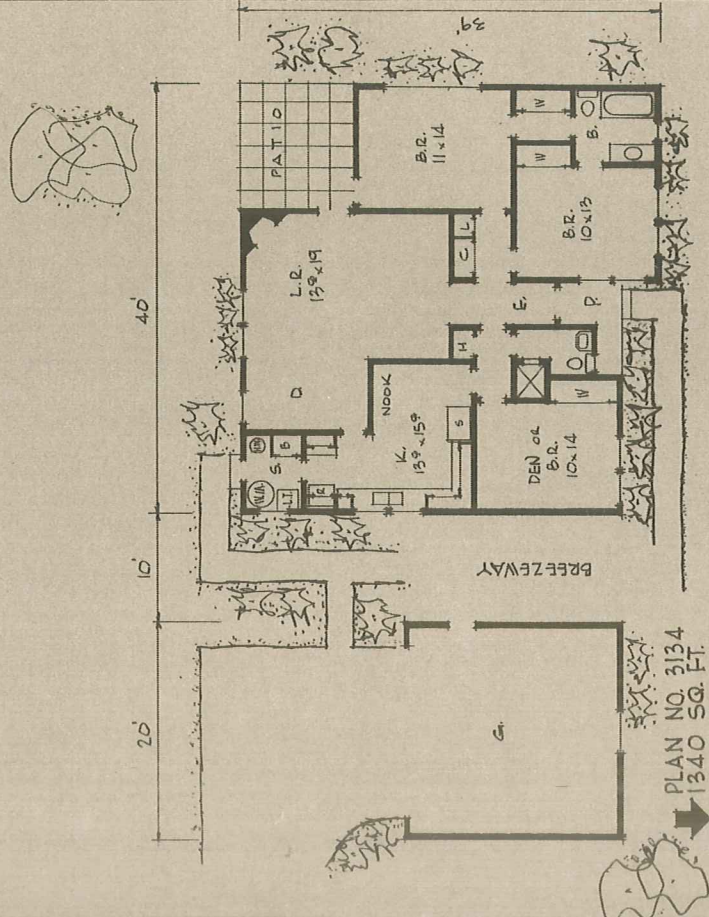
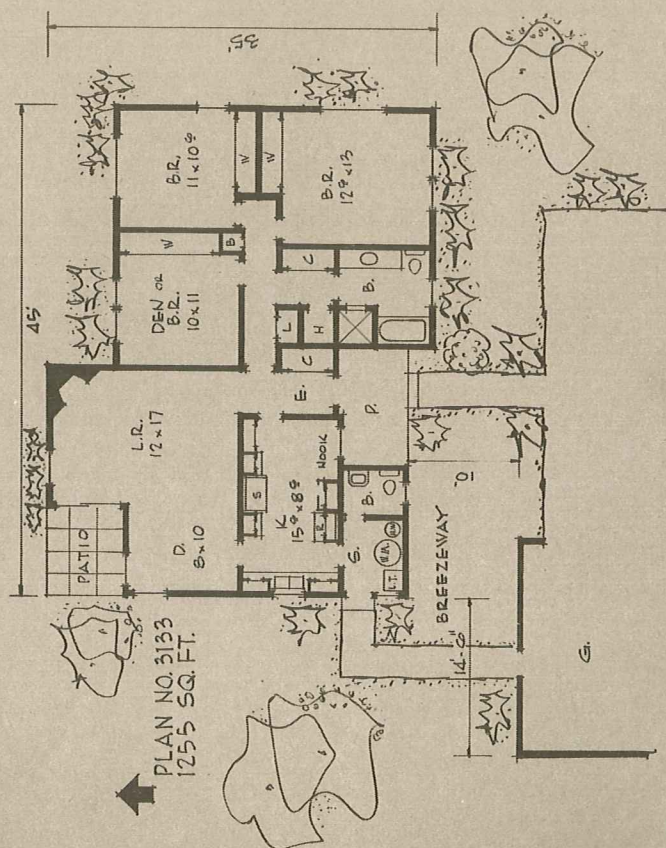
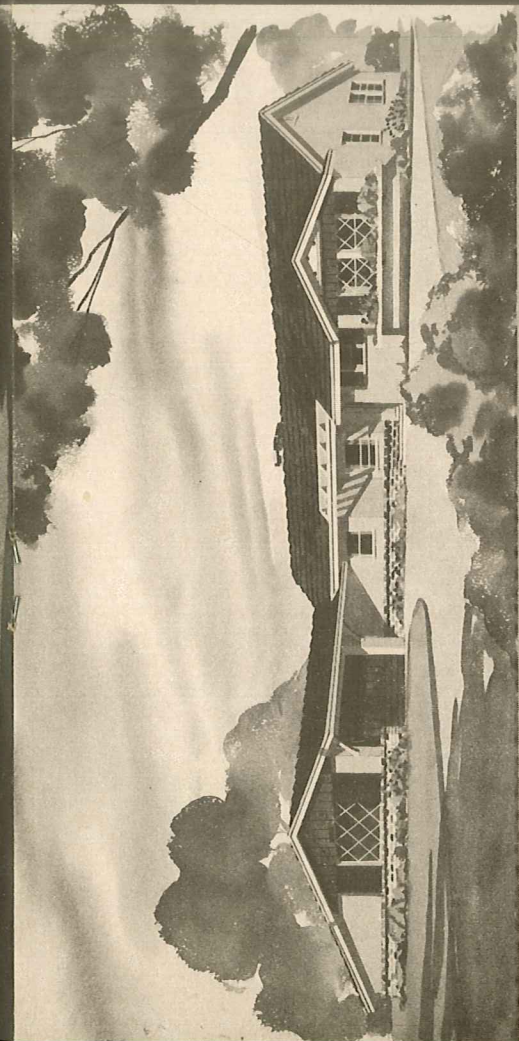




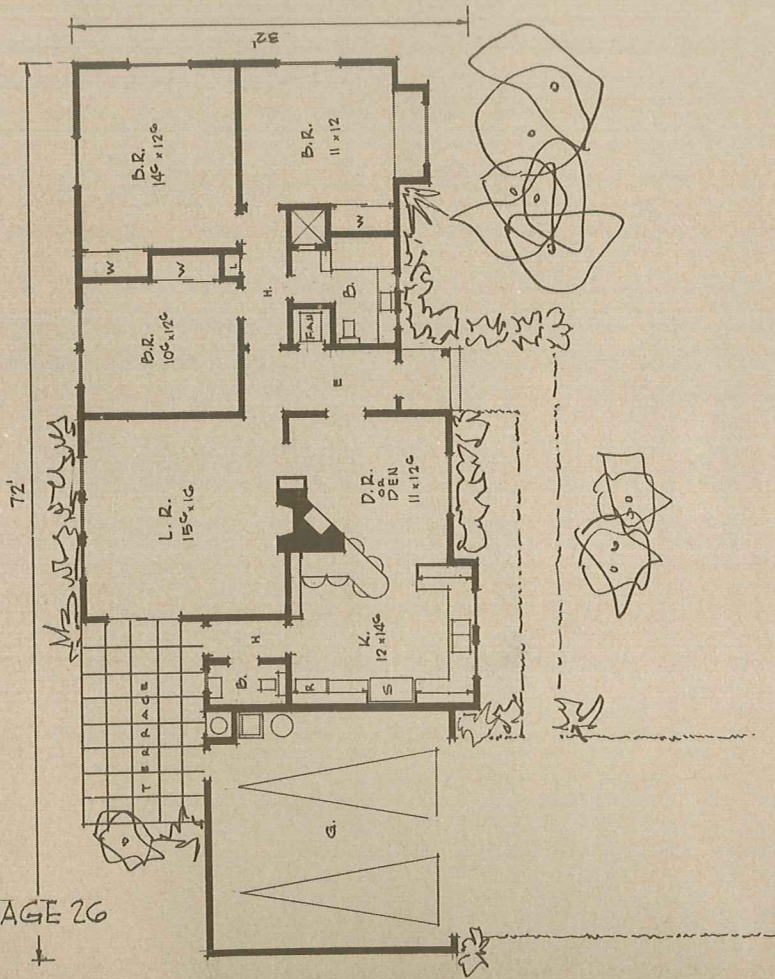


COMPLETE WORKING DRAWINGS ARE AVAILABLE FOR ANY OF THE HOMES ILLUSTRATED IN THIS BOOK. SEE PAGE 48.

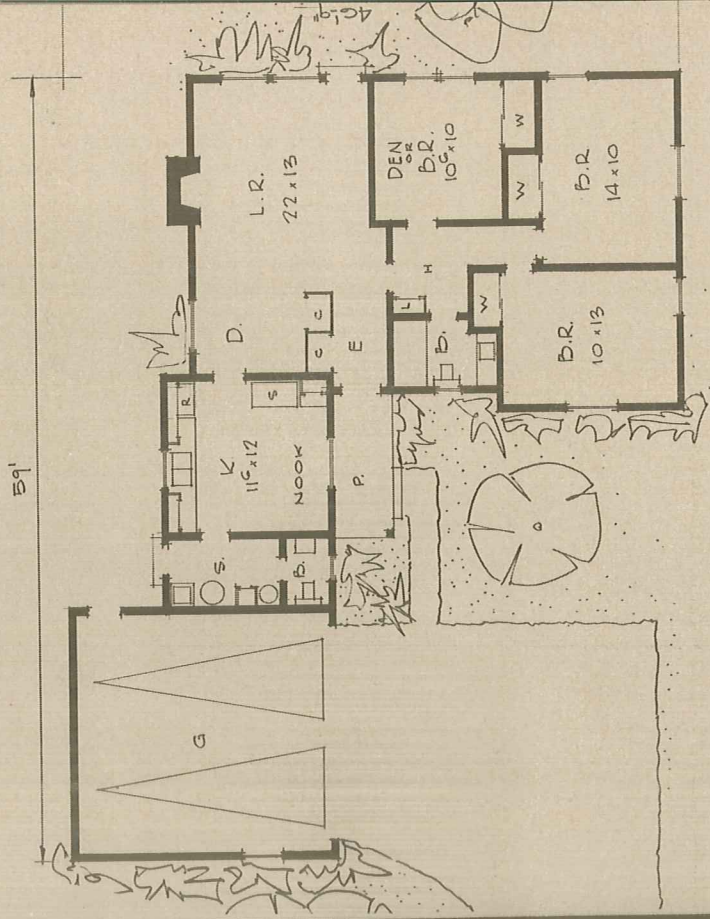







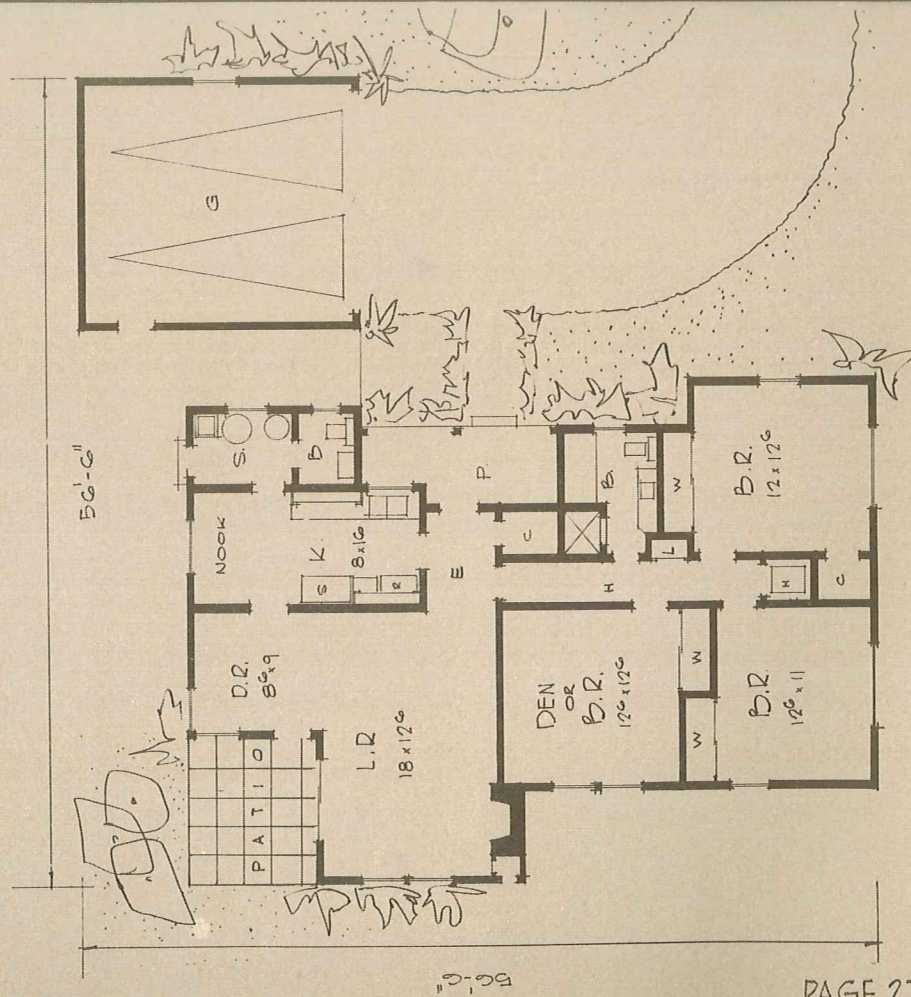


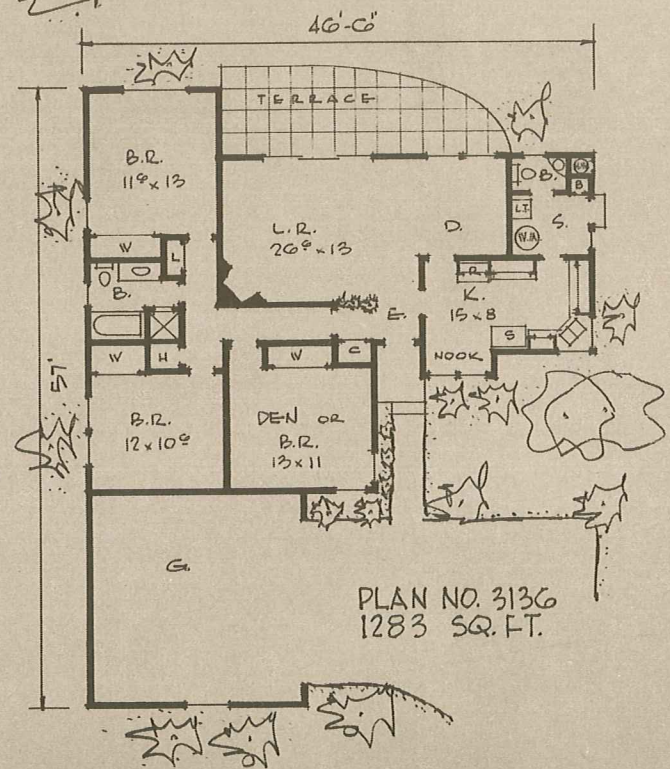
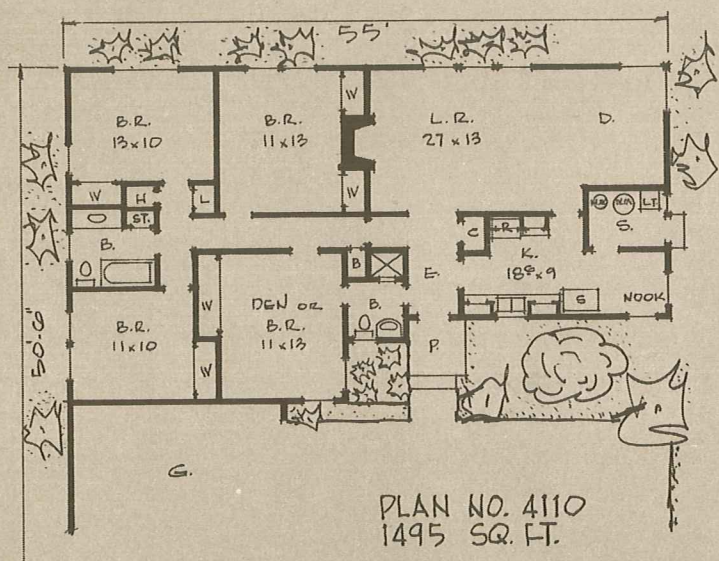
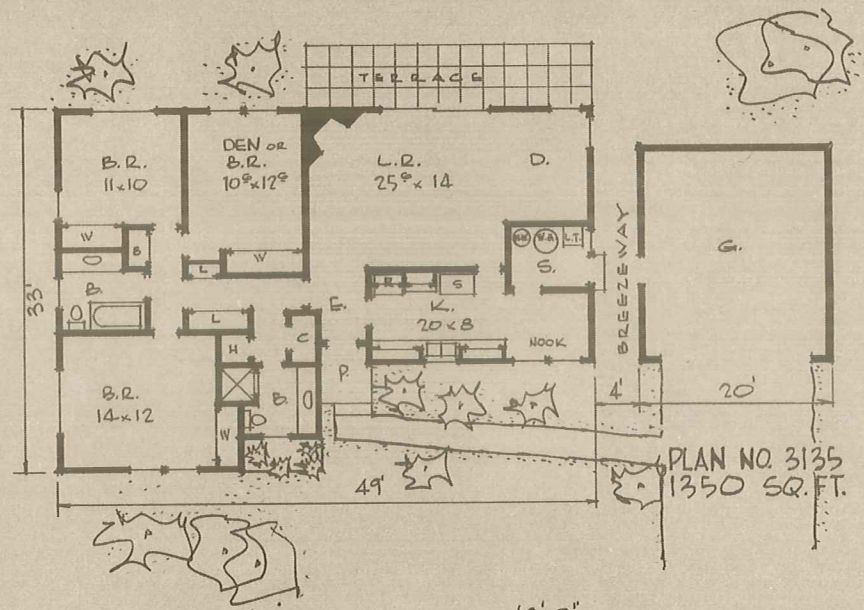
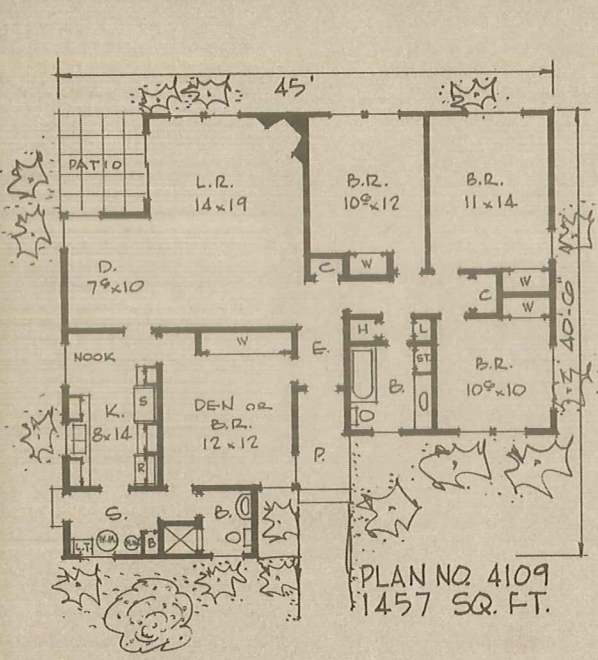

↑ PLAN NO. 3064-26 1146 SQ. FT.





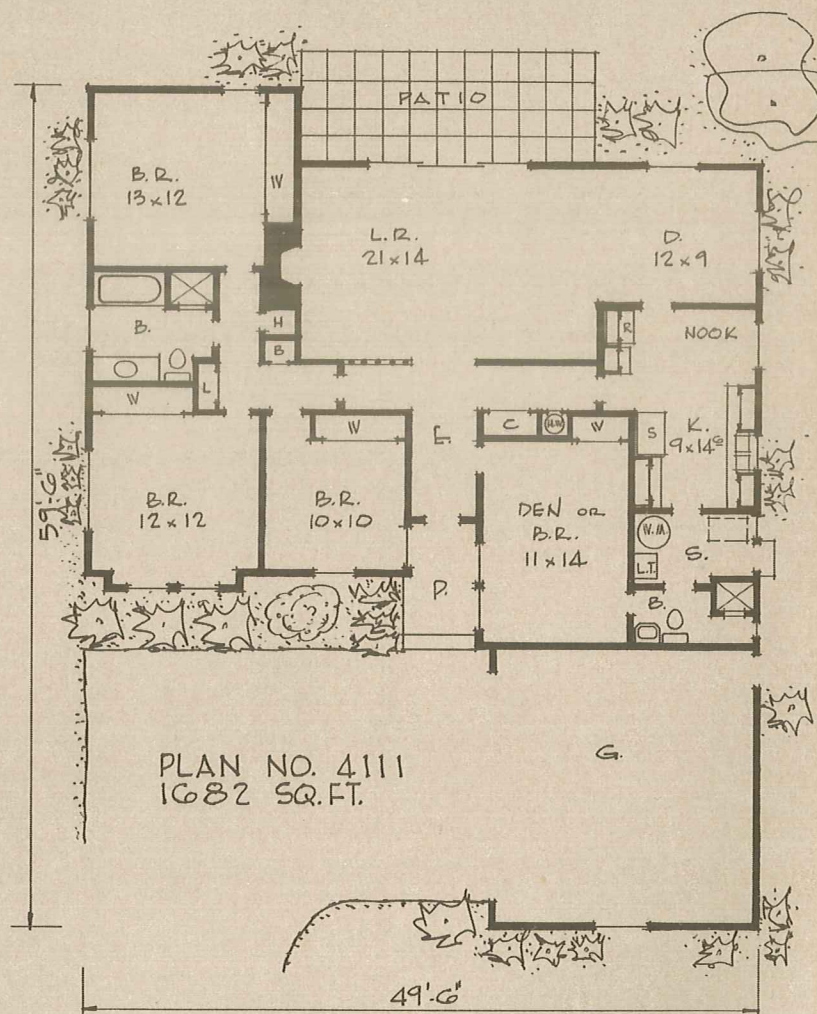
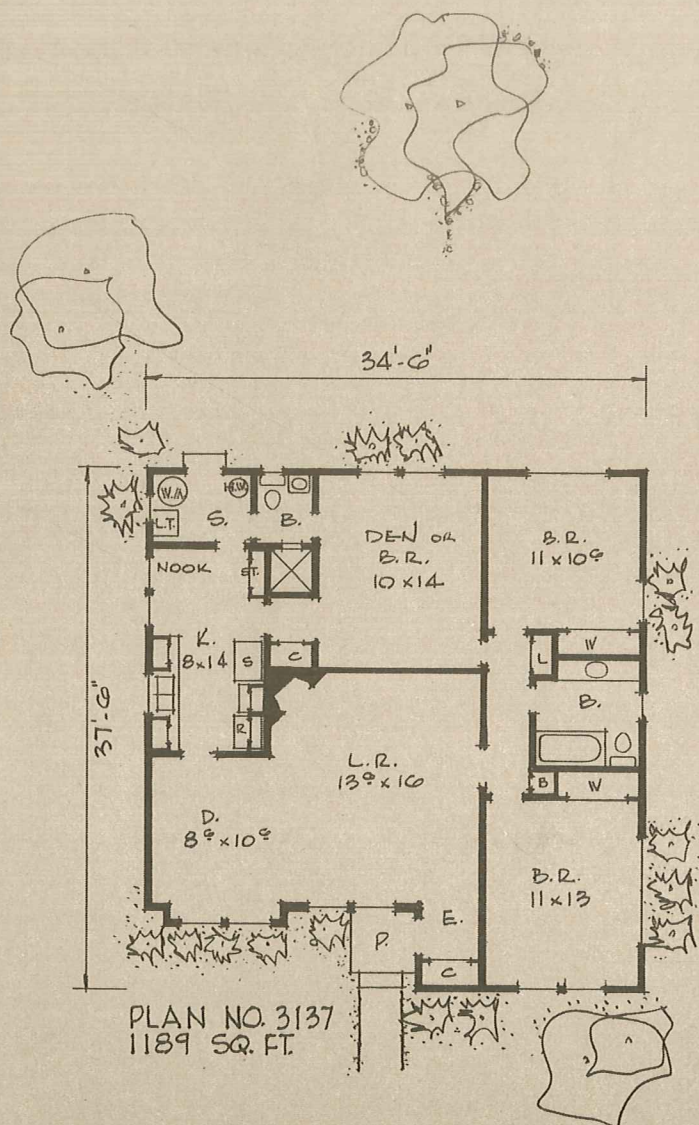
↓ PLAN NO. 4017-27 1824 SQ. FT.








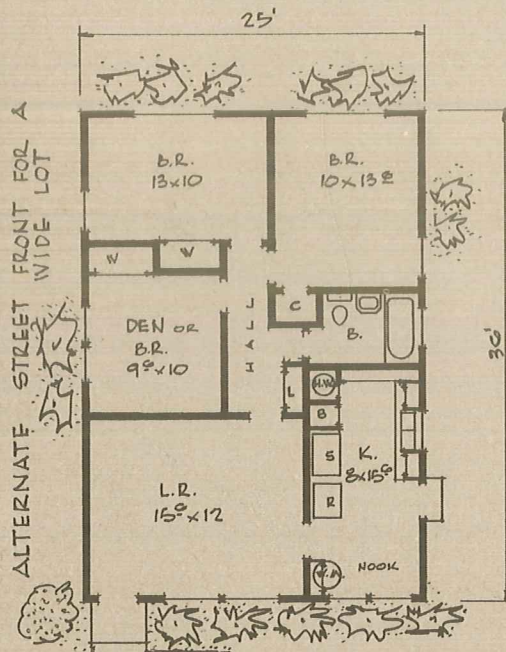
IMPORTANT! BE SURE AND READ PAGE 2 OF THIS BOOK WHICH EXPLAINS HOW CHANGES MAY BE MADE IN OUR HOMES.



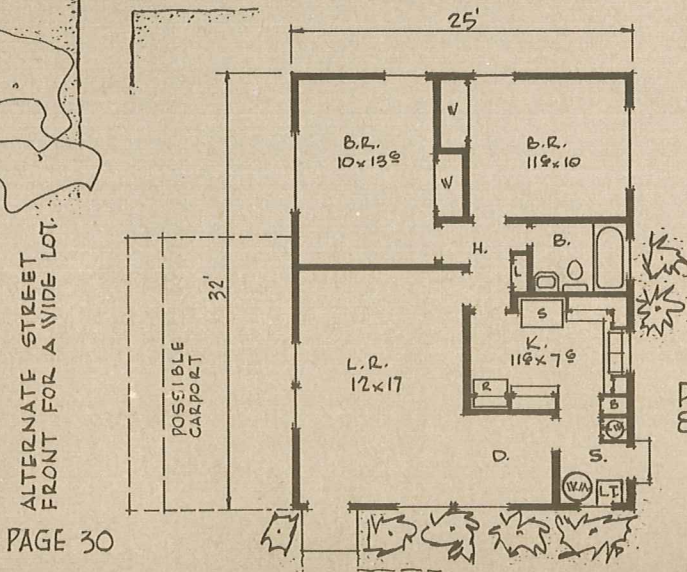
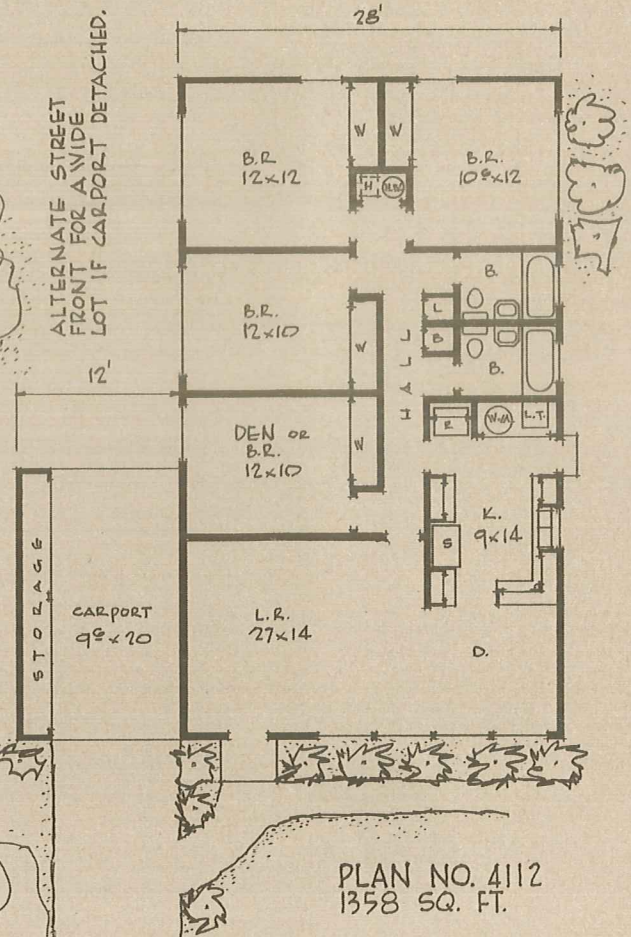
WE ALSO OFFER A COMPLETE CUSTOM DRAFTING SERVICE.




SEE PAGES 1 OR 48 FOR A COMPLETE LIST OF
OTHER HOME PLAN BOOKS WE PUBLISH.



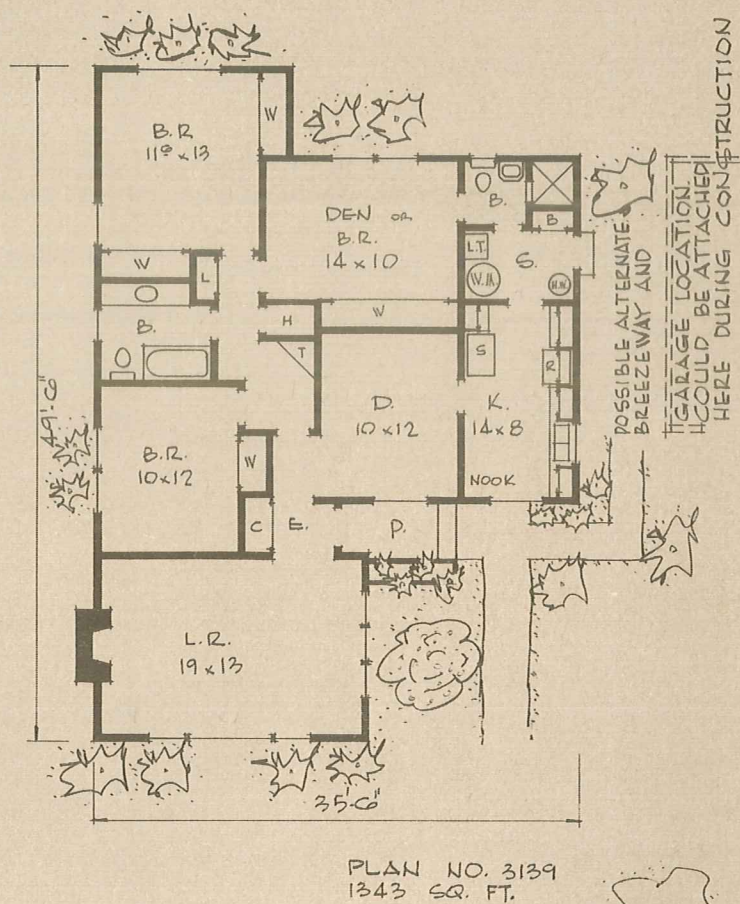
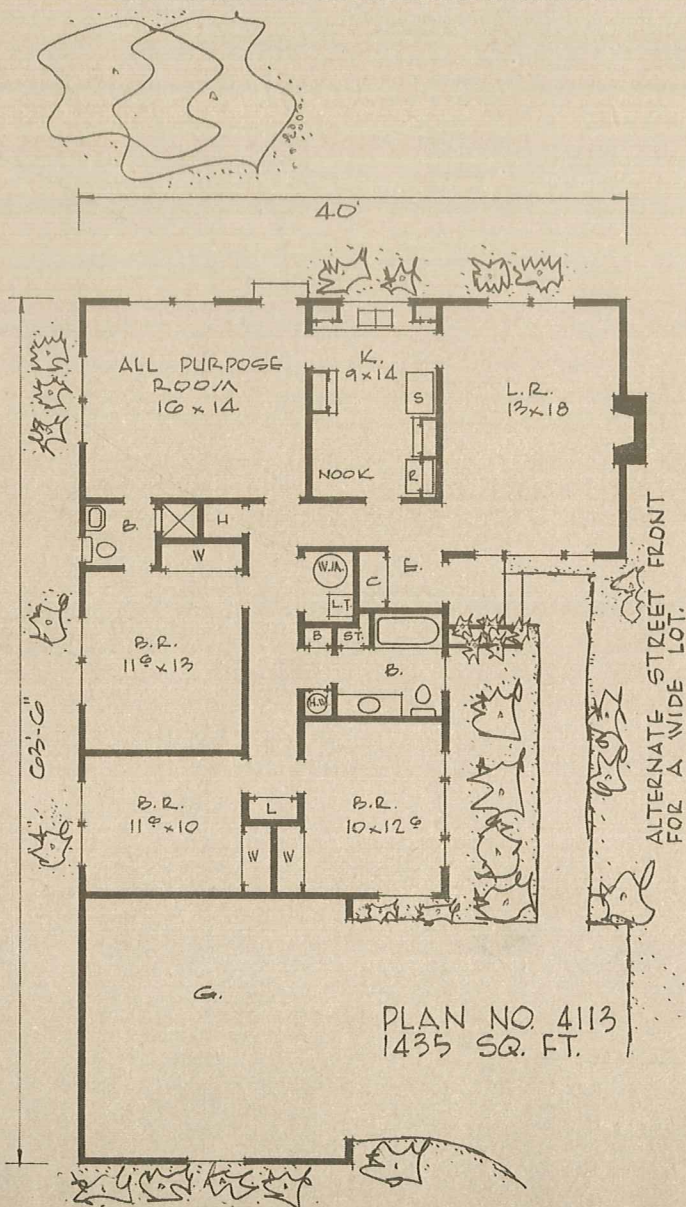
ALTERNATE STREET
FRONT FOR A WIDE
LOT IF CARPORT DETACHED.



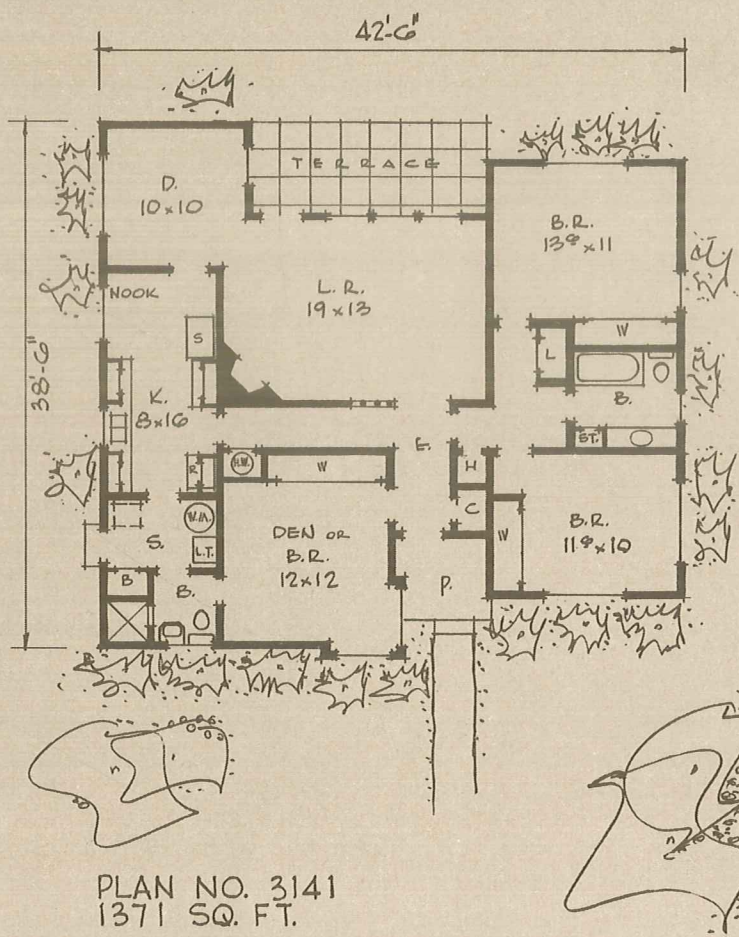

COMPLETE WORKING DRAWINGS ARE AVAILABLE FOR ANY
OF THE HOMES ILLUSTRATED IN THIS BOOK. SEE PAGE 48.



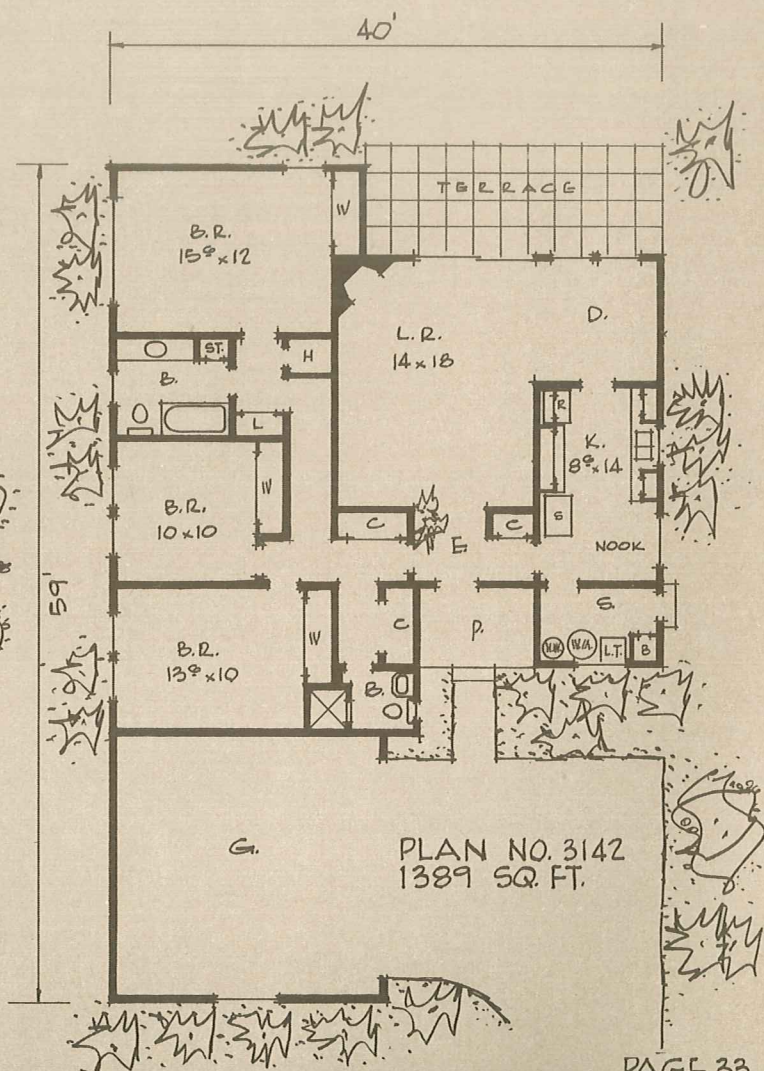
IMPORTANT! BE SURE AND READ PAGE 2 OF THIS BOOK WHICH EXPLAINS HOW CHANGES MAY BE MADE IN OUR HOMES.



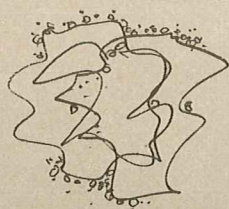
SEE PAGE 2 FOR AN EXPLANATION OF ABBREVIATIONS.

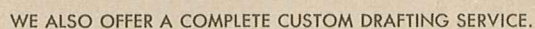
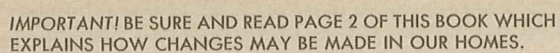



SEE PAGES 1 OR 48 FOR A COMPLETE LIST OF
OTHER HOME PLAN BOOKS WE PUBLISH.



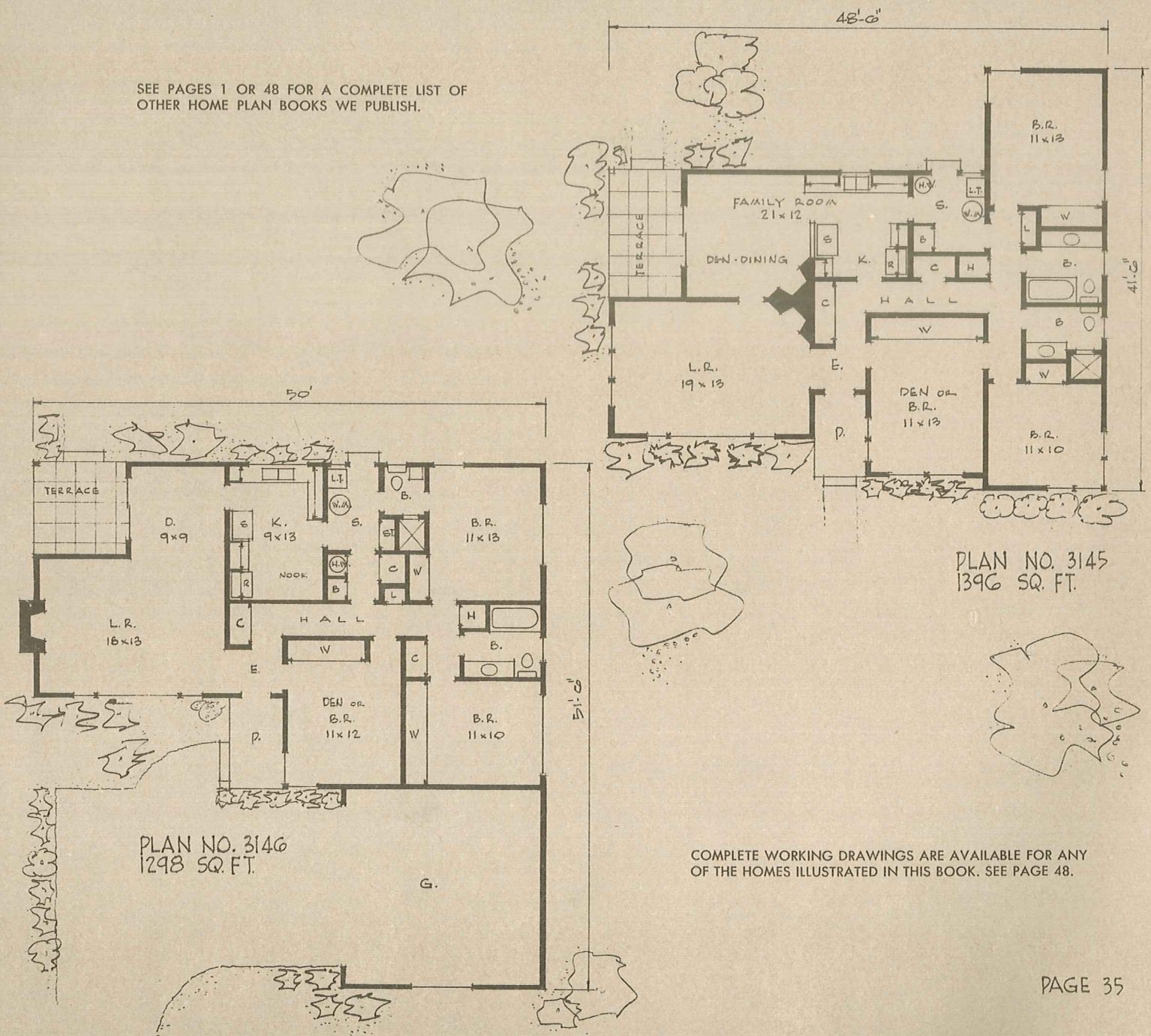
SEE PAGE 2 FOR AN EXPLANATION OF ABBREVIATIONS.






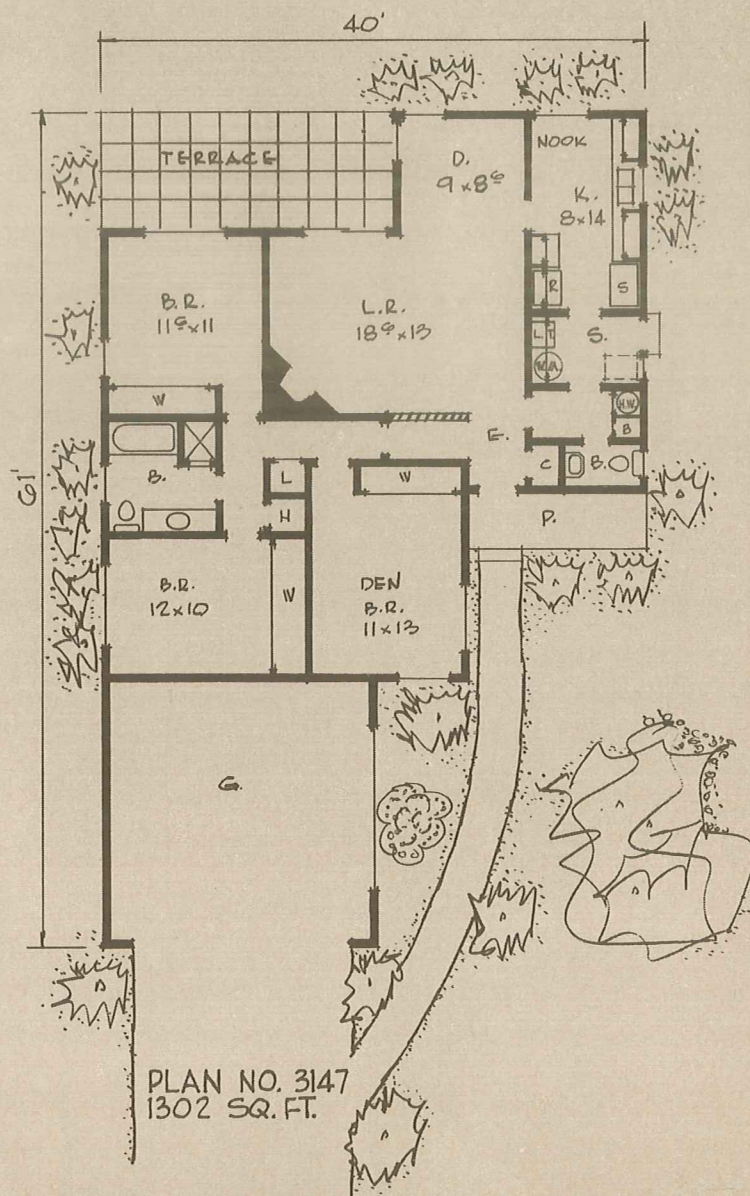
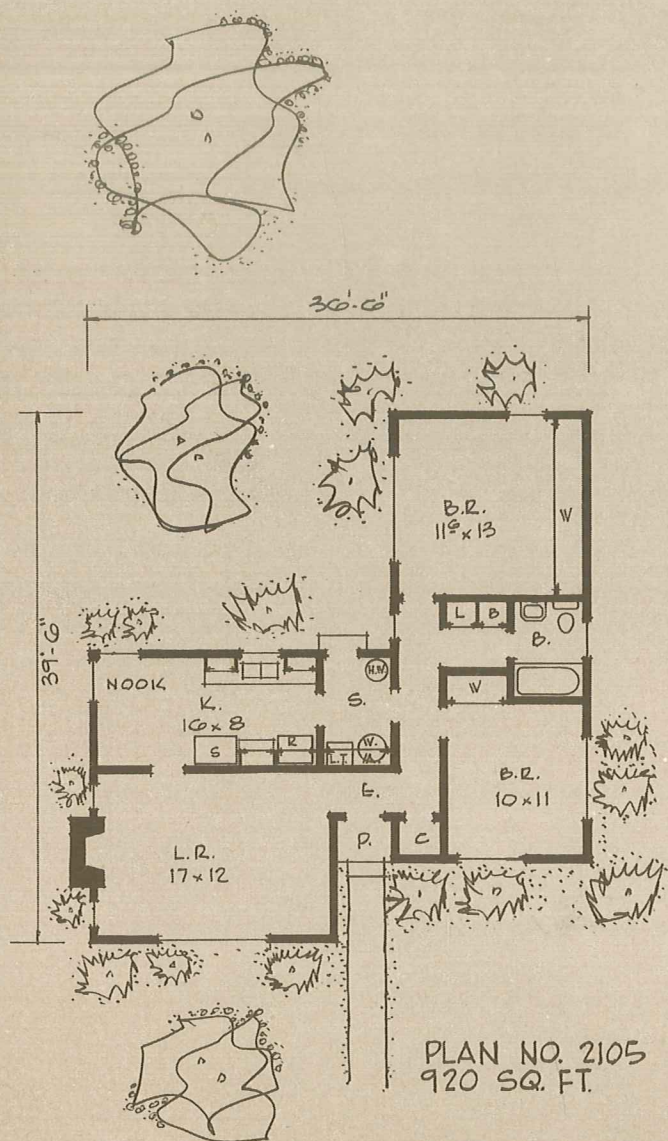


SEE PAGES 1 OR 48 FOR A COMPLETE LIST OF
OTHER HOME PLAN BOOKS WE PUBLISH.






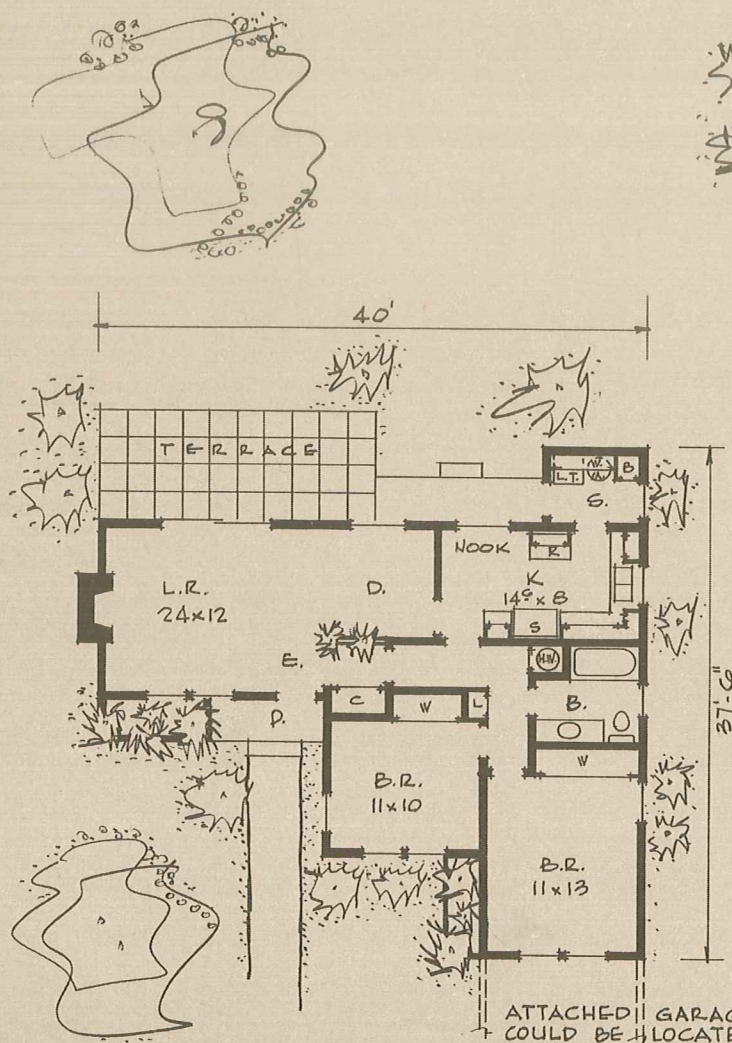
IMPORTANT! BE SURE AND READ PAGE 2 OF THIS BOOK WHICH EXPLAINS HOW CHANGES MAY BE MADE IN OUR HOMES.



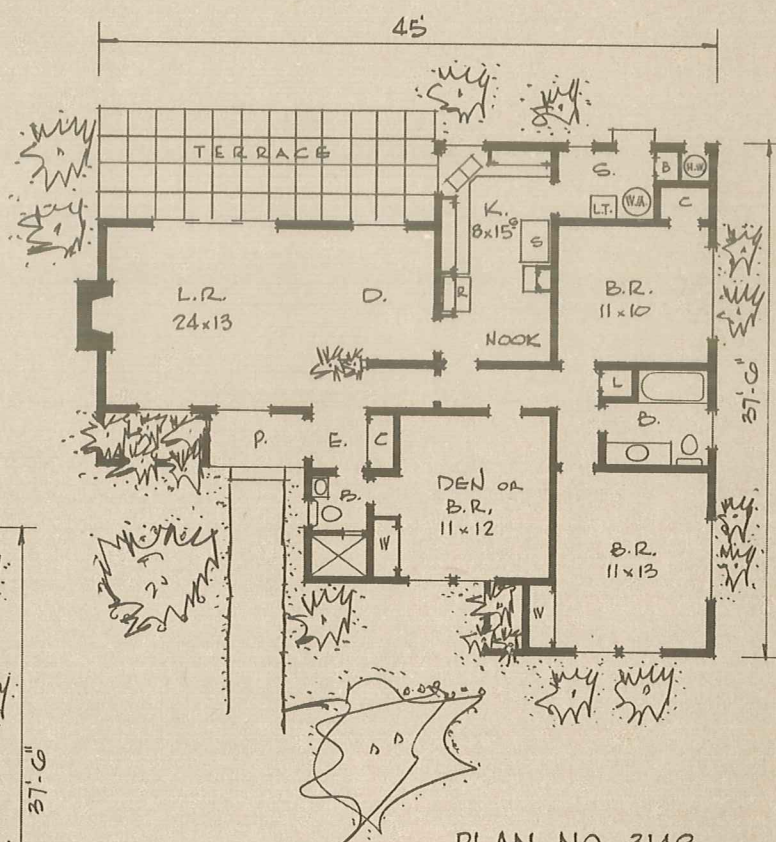
SEE PAGE 2 FOR AN EXPLANATION OF ABBREVIATIONS.



COMPLETE WORKING DRAWINGS ARE AVAILABLE FOR ANY OF THE HOMES ILLUSTRATED IN THIS BOOK. SEE PAGE 48.

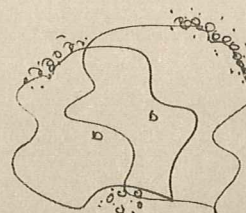


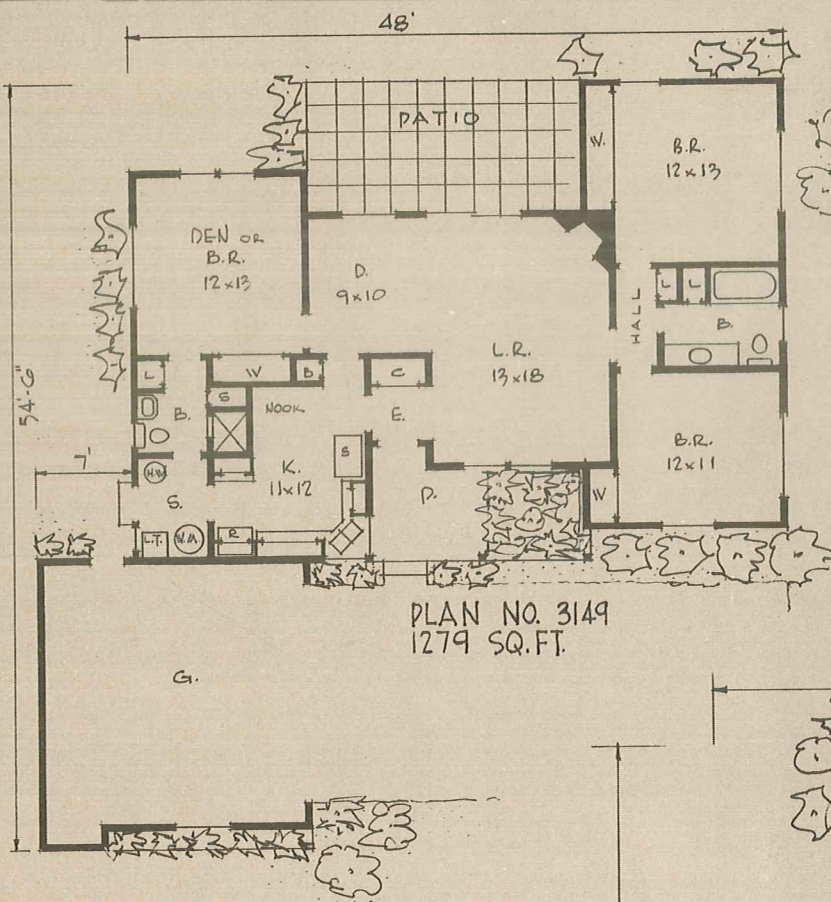
PLAN NO. 2106
927 SQ. FT.



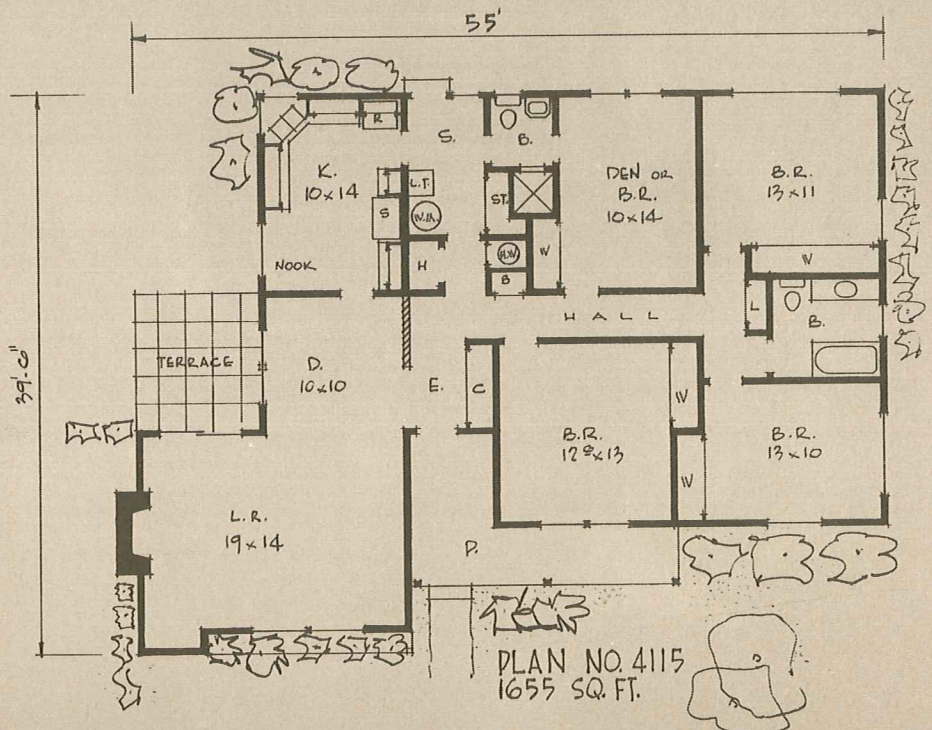
PLAN NO. 3148
1198 SQ. FT.

WE ALSO OFFER A COMPLETE CUSTOM DRAFTING SERVICE.






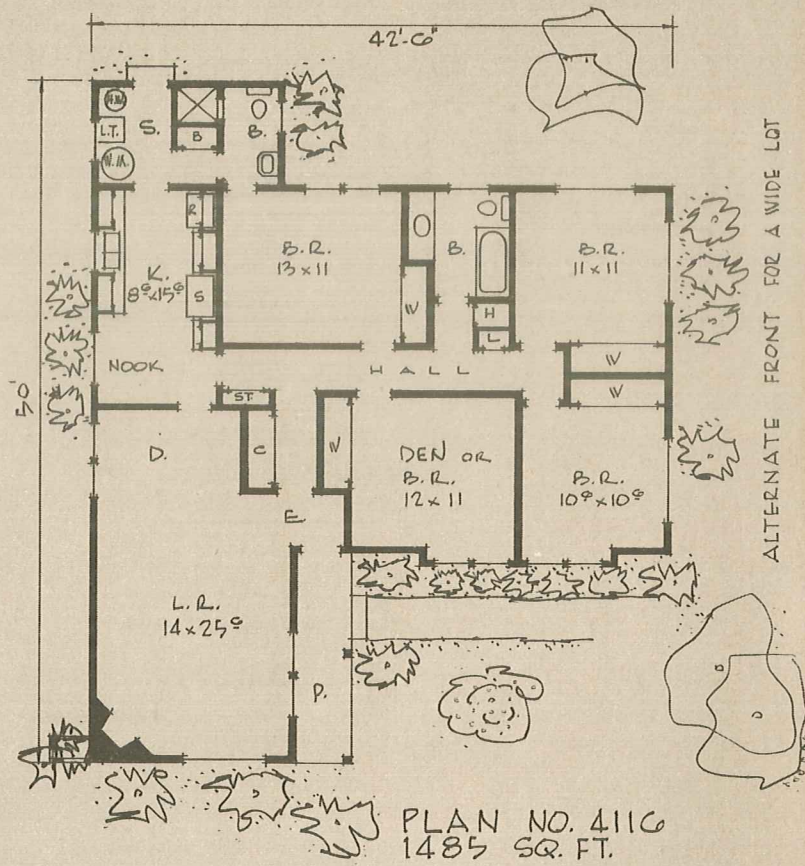
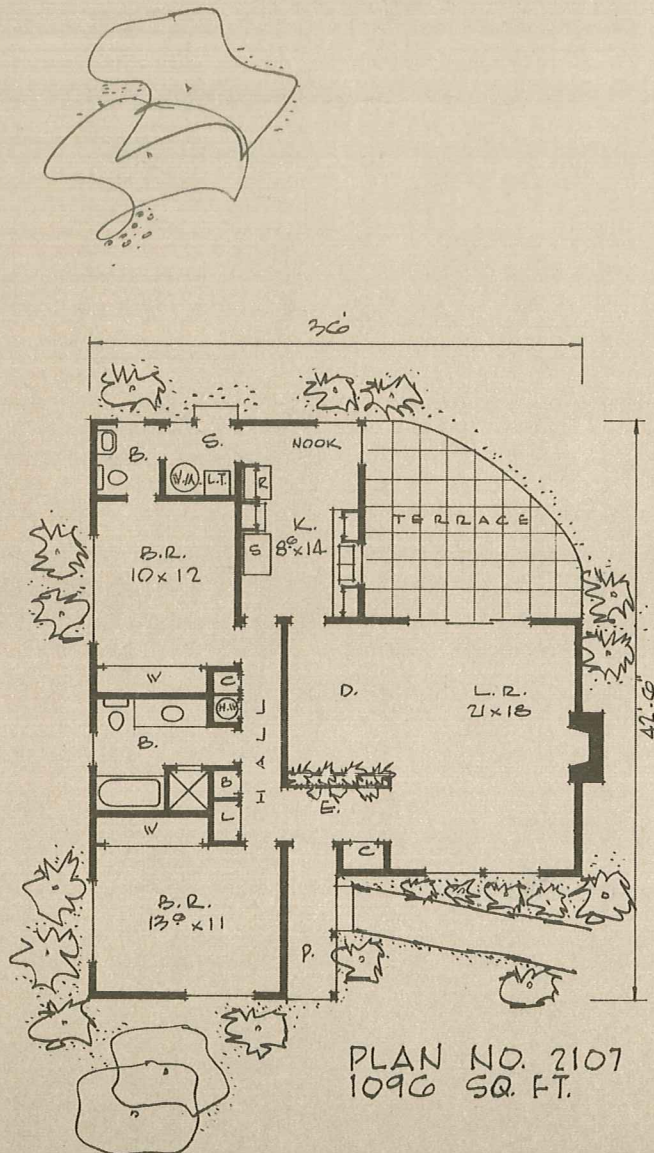
SEE PAGES 1 OR 48 FOR A COMPLETE LIST OF
OTHER HOME PLAN BOOKS WE PUBLISH.




SEE PAGE 2 FOR AN EXPLANATION OF ABBREVIATIONS.



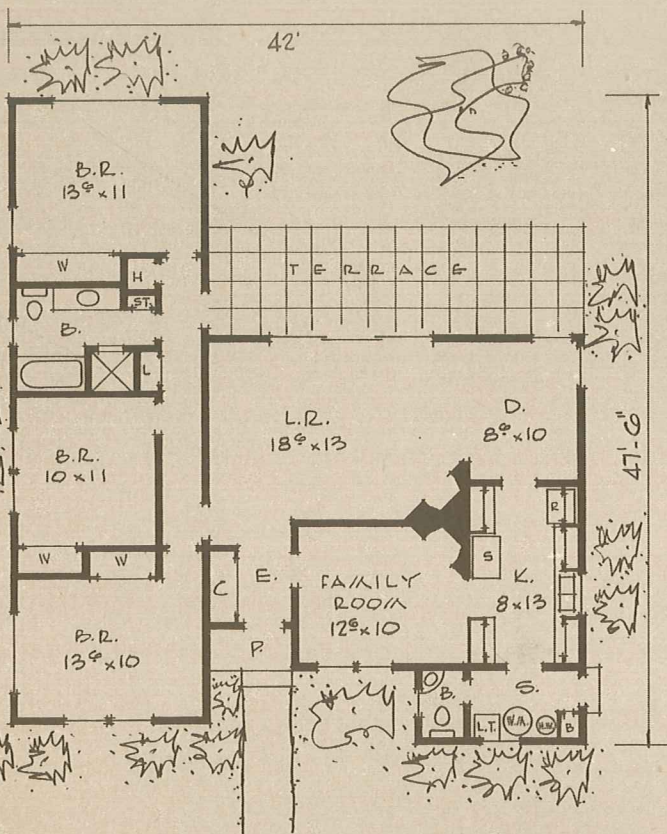
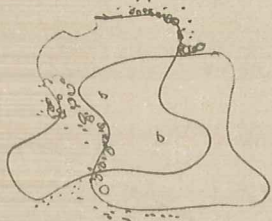
IMPORTANT! BE SURE AND READ PAGE 2 OF THIS BOOK WHICH EXPLAINS HOW CHANGES MAY BE MADE IN OUR HOMES.



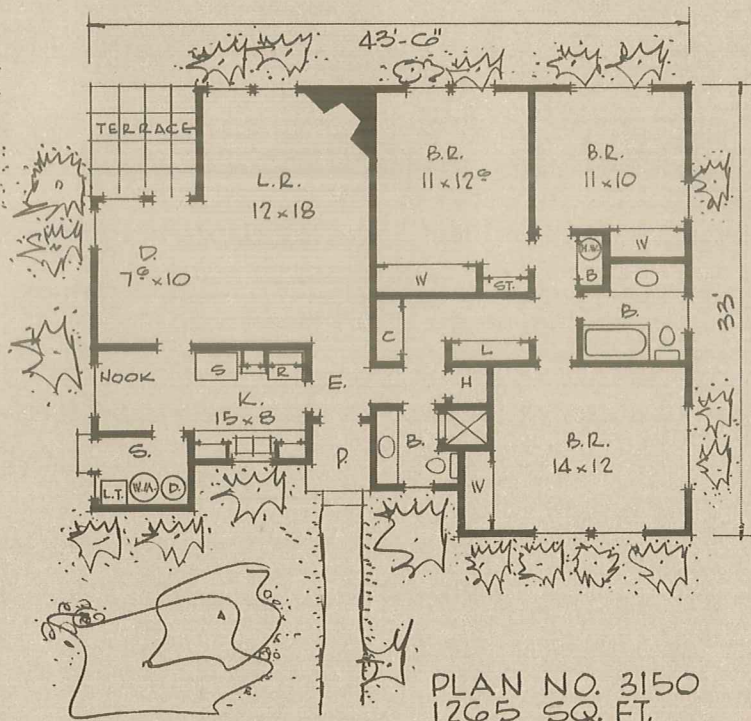
WE ALSO OFFER A COMPLETE CUSTOM DRAFTING SERVICE.



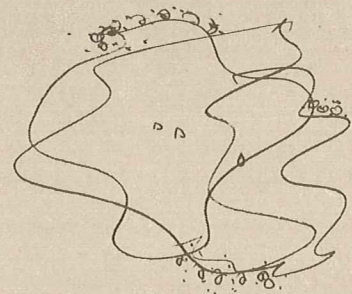
SEE PAGES 1 OR 48 FOR A COMPLETE LIST OF
OTHER HOME PLAN BOOKS WE PUBLISH.




PLAN NO. 3151
1391 SQ. FT.



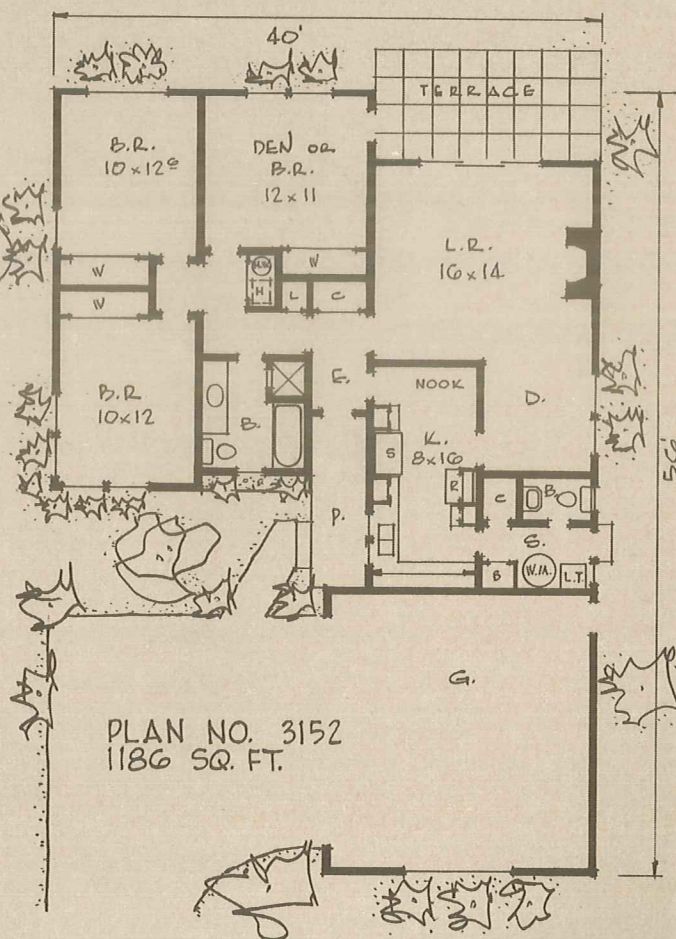
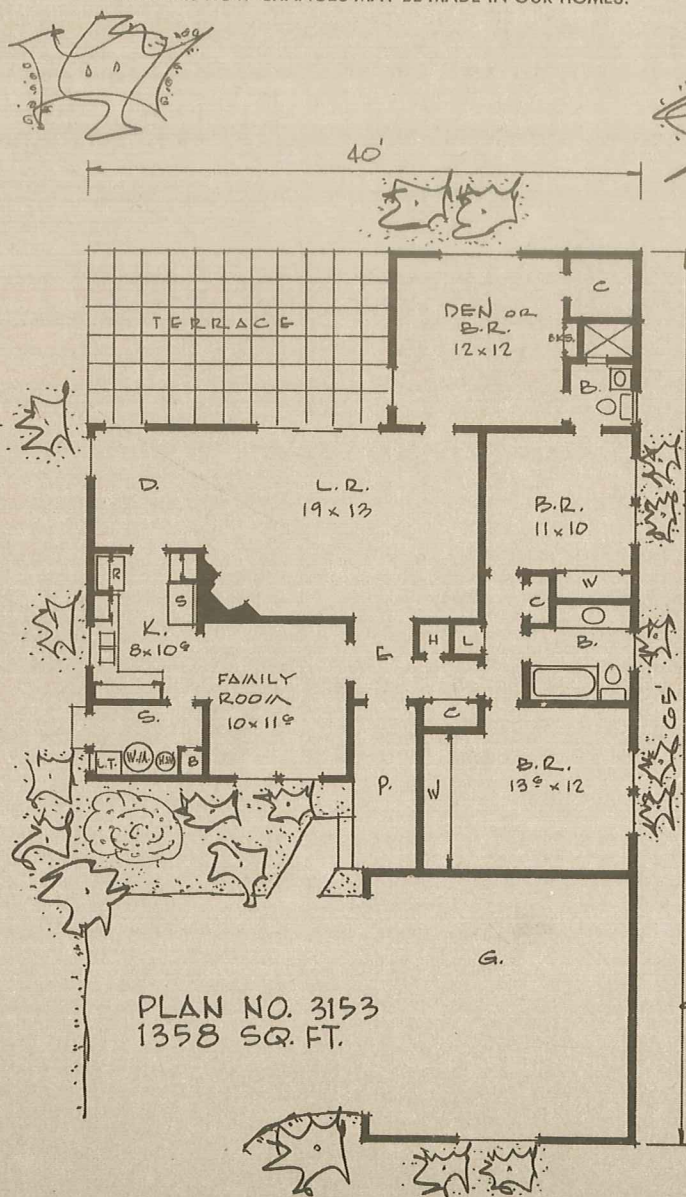
PLAN NO. 3150
1265 SQ. FT.




COMPLETE WORKING DRAWINGS ARE AVAILABLE FOR ANY
OF THE HOMES ILLUSTRATED IN THIS BOOK. SEE PAGE 48.



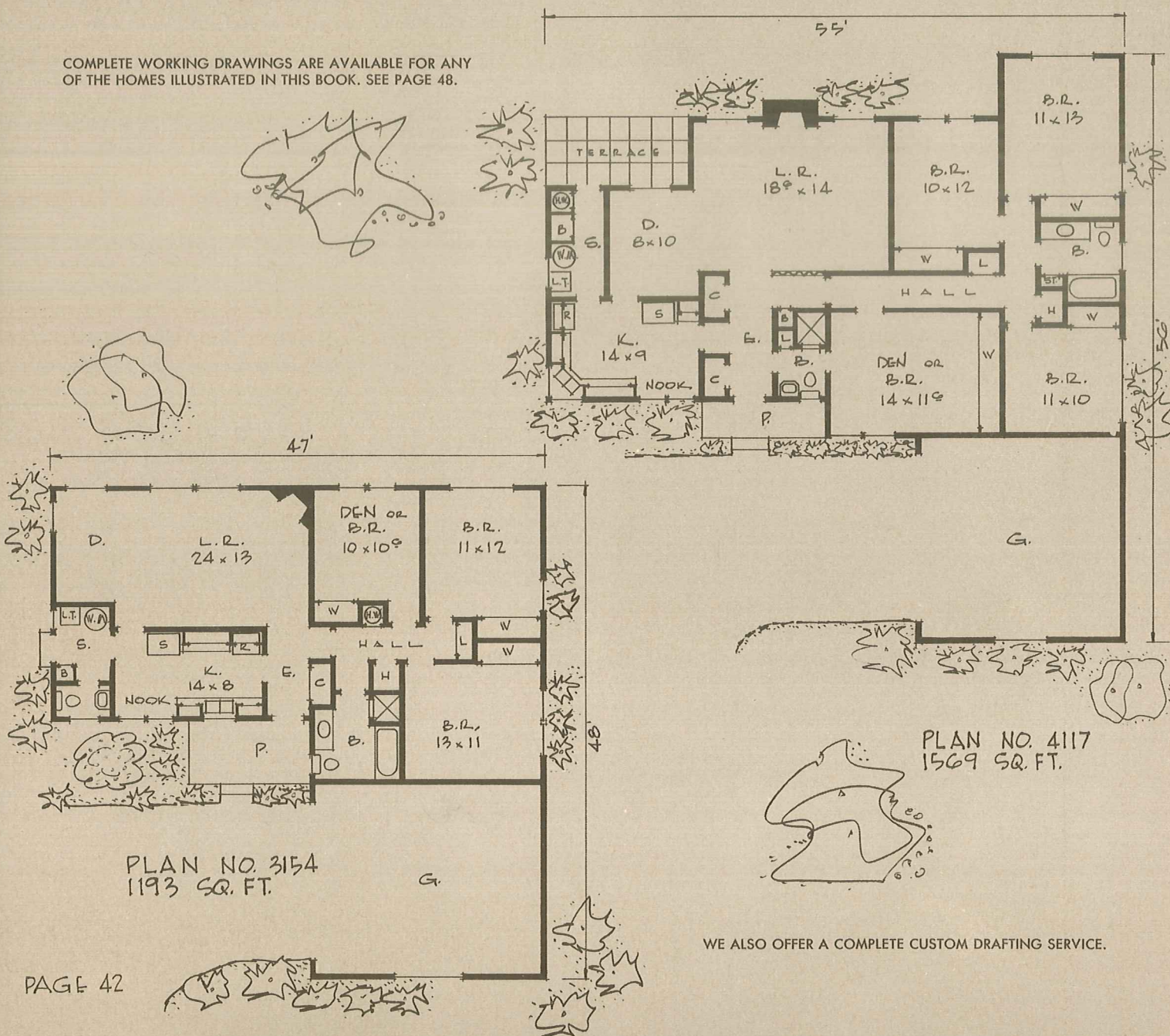
IMPORTANT! BE SURE AND READ PAGE 2 OF THIS BOOK WHICH EXPLAINS HOW CHANGES MAY BE MADE IN OUR HOMES.




SEE PAGE 2 FOR AN EXPLANATION OF ABBREVIATIONS.

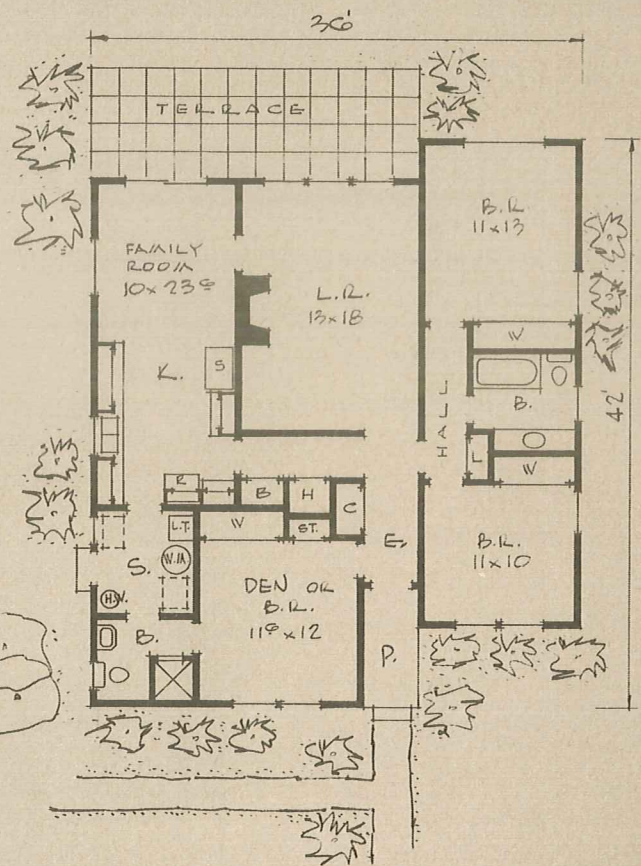
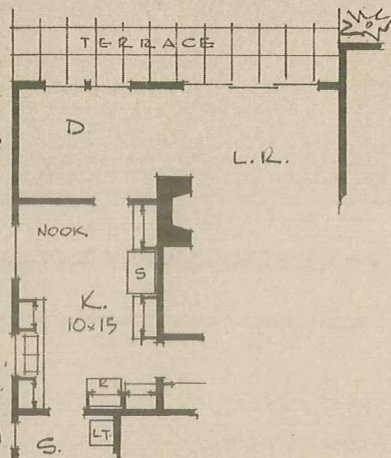


COMPLETE WORKING DRAWINGS ARE AVAILABLE FOR ANY OF THE HOMES ILLUSTRATED IN THIS BOOK. SEE PAGE 48.





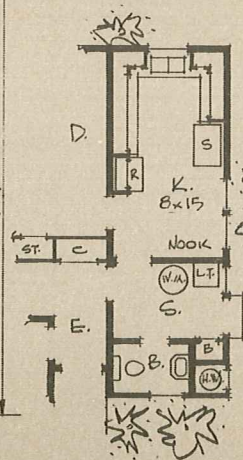
HERE IS AN ALTERNATE ARRANGEMENT FOR THOSE WHO PREFER A SEPARATE DINING AREA. (PLAN NO. 3155)



PLAN NO. 3155
1332 SQ. FT.

THE ALTERNATE ARRANGEMENTS WE HAVE ILLUSTRATED, MAY BE MADE DURING CONSTRUCTION.

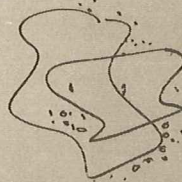
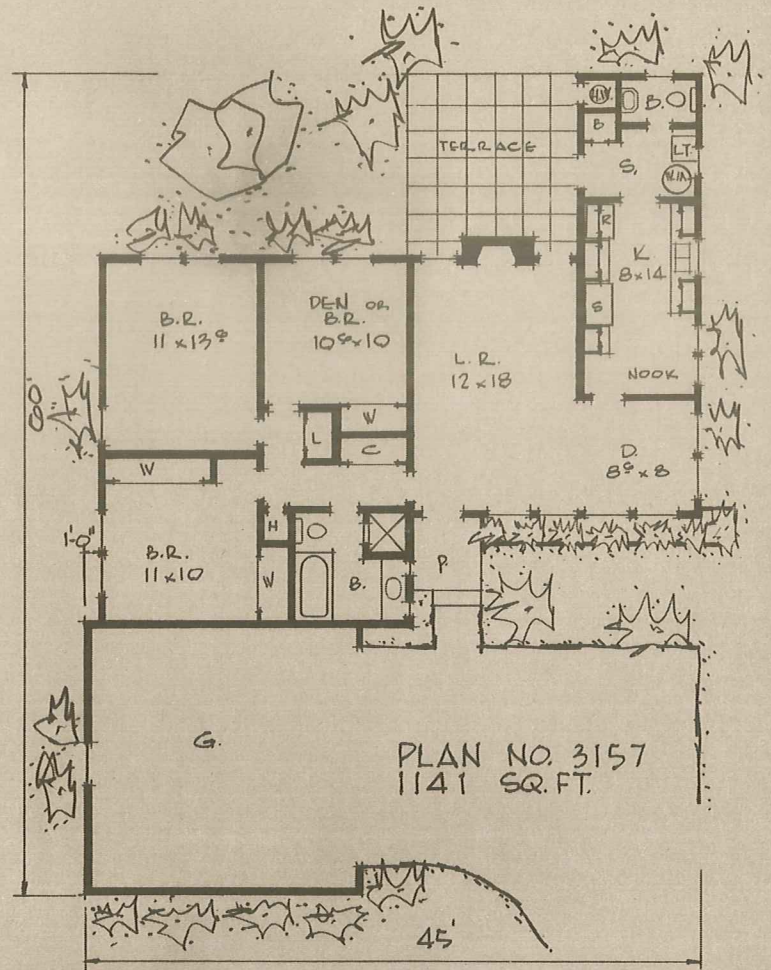
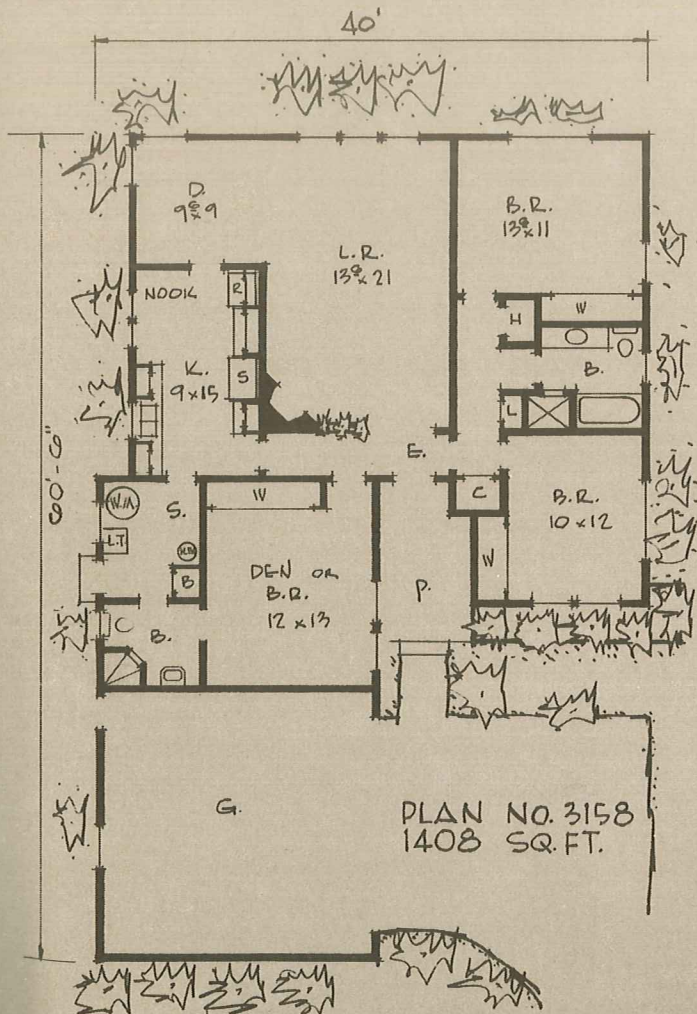
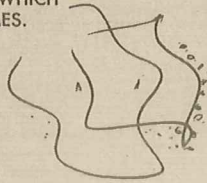
PLAN NO. 3156
1288 SQ. FT.



HERE IS AN ALTERNATE KITCHEN WING ARRANGEMENT FOR PLAN NO. 3156, FOR THOSE THAT PREFER A REAR KITCHEN. BOTH KITCHEN WINGS ARE THE SAME OVERALL SIZE.

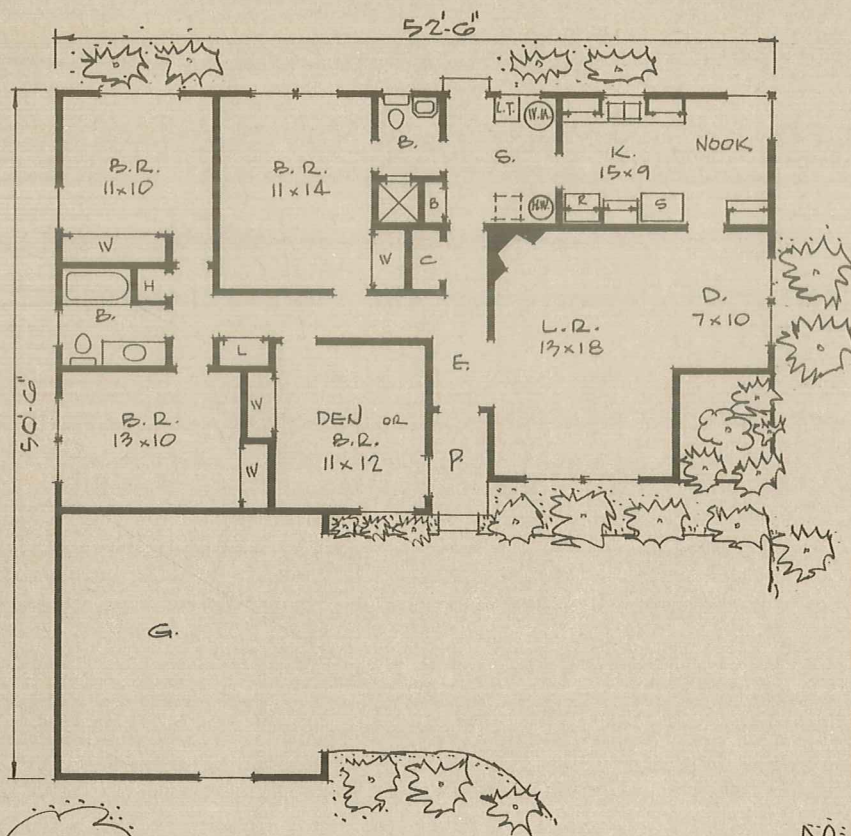



IMPORTANT! BE SURE AND READ PAGE 2 OF THIS BOOK WHICH EXPLAINS HOW CHANGES MAY BE MADE IN OUR HOMES.



WE ALSO OFFER A COMPLETE CUSTOM DRAFTING SERVICE.



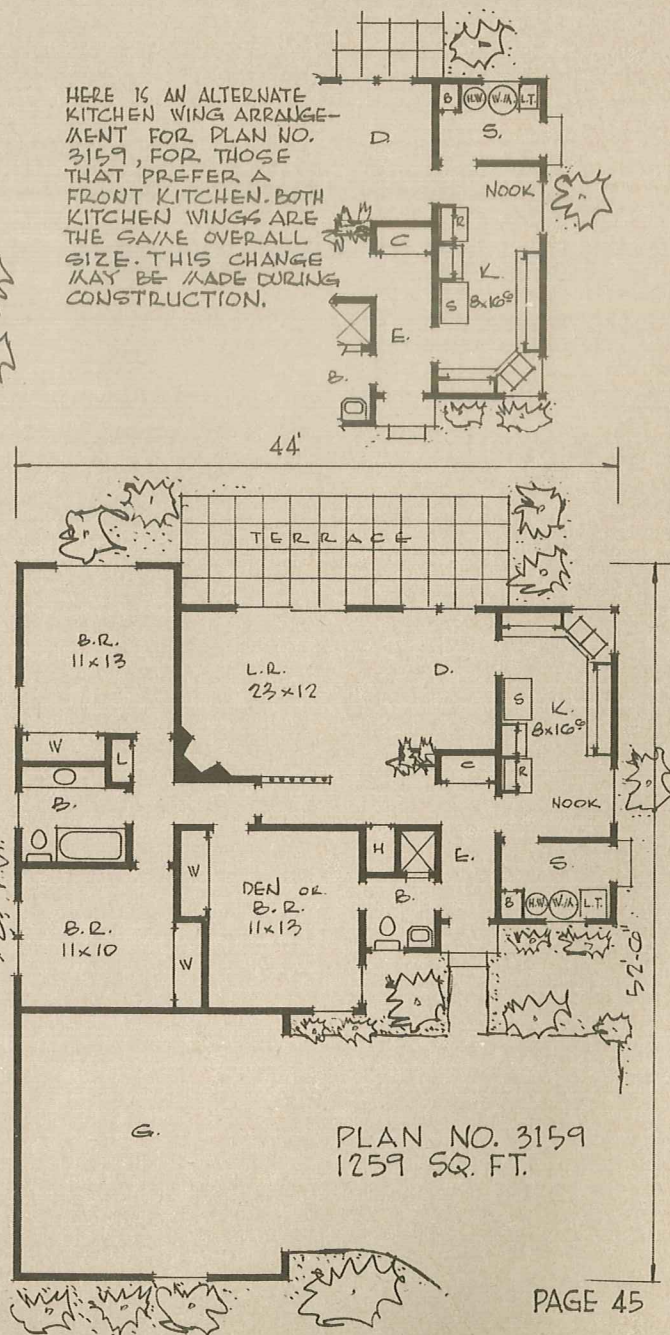


PLAN NO. 4118
1489 SQ. FT.

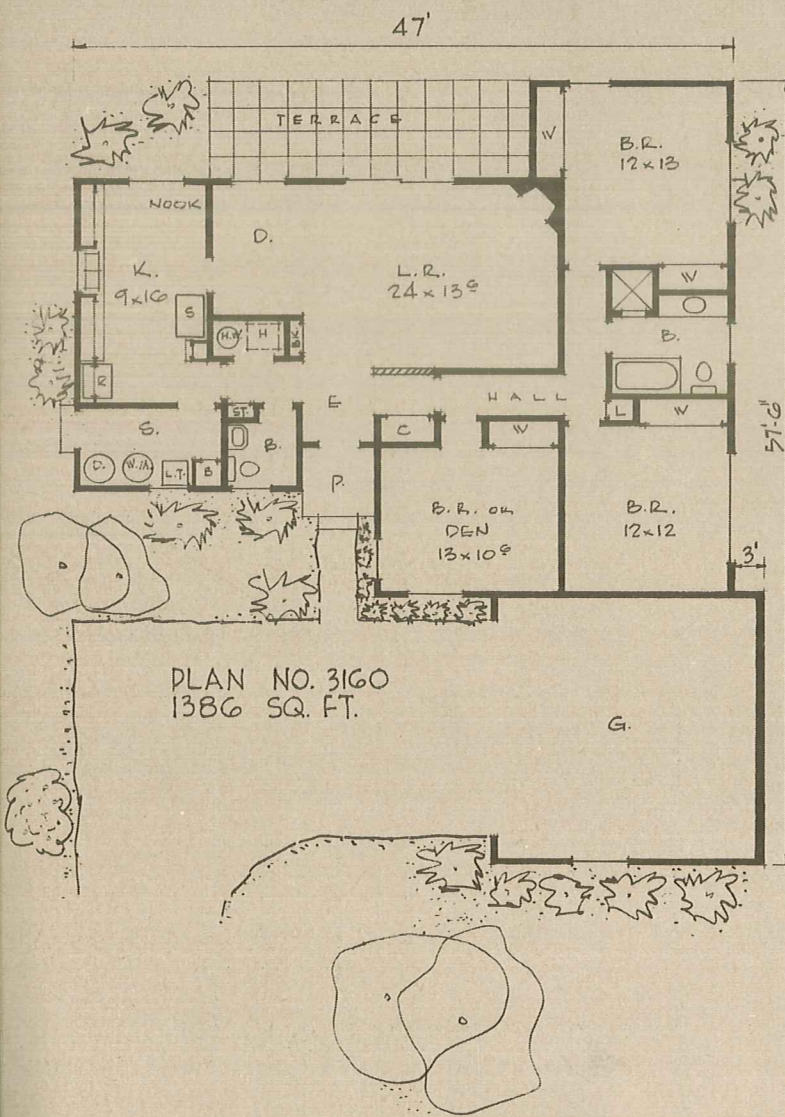

SEE PAGES 1 OR 48 FOR A COMPLETE LIST OF
OTHER HOME PLAN BOOKS WE PUBLISH.

COMPLETE WORKING DRAWINGS ARE AVAILABLE FOR ANY
OF THE HOMES ILLUSTRATED IN THIS BOOK. SEE PAGE 48.

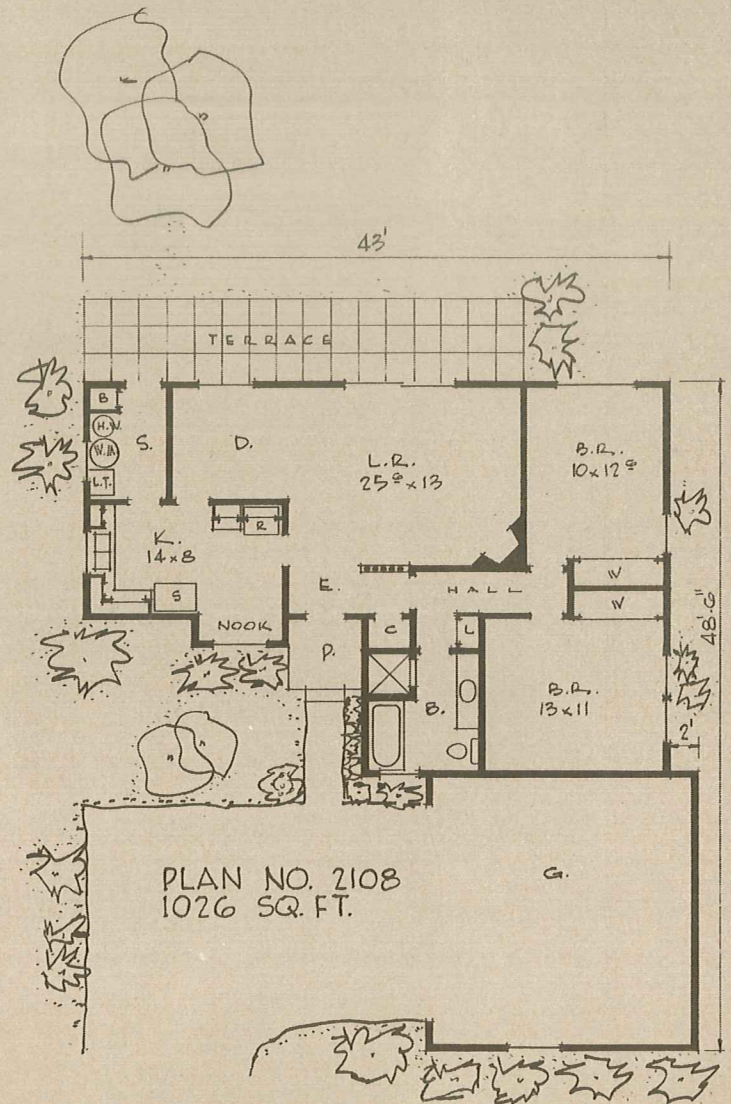
HERE IS AN ALTERNATE
KITCHEN WING ARRANGE-
MENT FOR PLAN NO.
3159, FOR THOSE
THAT PREFER A
FRONT KITCHEN. BOTH
KITCHEN WINGS ARE
THE SAME OVERALL
SIZE. THIS CHANGE
MAY BE MADE DURING
CONSTRUCTION.




PLAN NO. 3159
1259 SQ. FT.



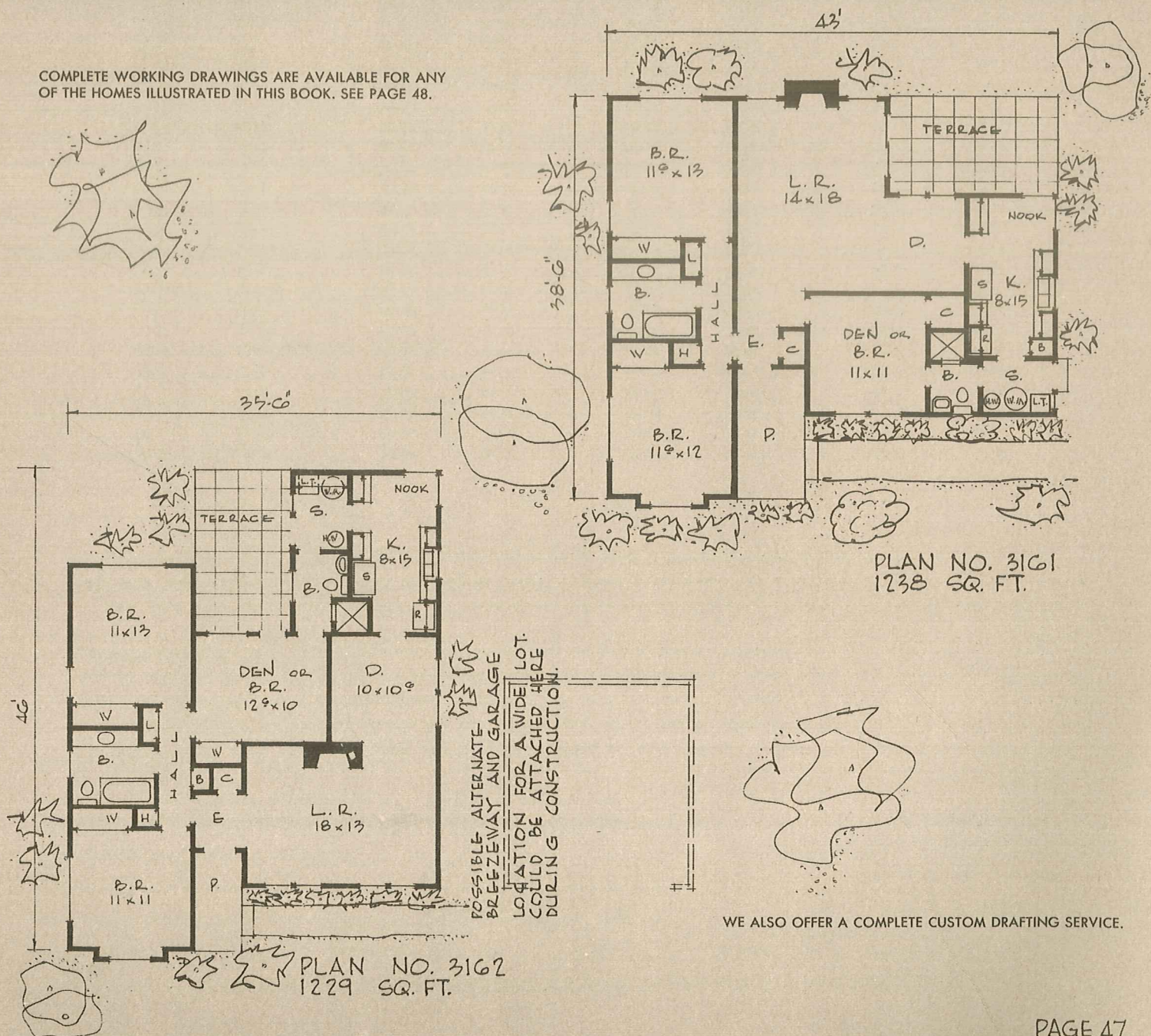
IMPORTANT! BE SURE AND READ PAGE 2 OF THIS BOOK WHICH EXPLAINS HOW CHANGES MAY BE MADE IN OUR HOMES.



SEE PAGE 2 FOR AN EXPLANATION OF ABBREVIATIONS.



COMPLETE WORKING DRAWINGS ARE AVAILABLE FOR ANY OF THE HOMES ILLUSTRATED IN THIS BOOK. SEE PAGE 48.



WE ALSO OFFER A COMPLETE CUSTOM DRAFTING SERVICE.


Complete and professional working drawings, providing for all the detailed information you will require for the building of your home, are available for all of the homes illustrated in this book. They have been prepared by our staff of experts and are thorough in every detail.

Accurate and well planned drawings are necessary in securing a satisfactory building loan and firm bids on construction estimates. They will also assure you of a maximum value in your new home and will save you money whether you only use them for study or for the actual construction of your dream home.

Our completely detailed drawings include a floor plan, roof plan, foundation plan, electrical layout, plot plan, four complete elevations, cabinet details, garage or carport plan, and structural details. For our Eastern clients, we will furnish upon request and without charge, a basement construction detail sheet which may be used in revising our drawings to include a basement in their homes if they so desire.

You will require several sets of drawings during the construction of your home. Copies are required for building permits, financing and to obtain building estimates. The prices indicated below include four sets of working drawings and two sets of outline specifications. Additional sets of working drawings are \$4.00 a set while extra sets of specifications are \$1.00 a set. To secure extra sets of working drawings and specifications at these prices, they **MUST BE ORDERED** in conjunction with your original order.

| Plan No. | Price | Plan No. | Price | Plan No. | Price | Plan No. | Price |
|---------------|---------|------------|---------|------------|---------|---------------|---------|
| 2100 | \$35.00 | 3111 | \$55.00 | 3135 | \$55.00 | 3159 | \$50.00 |
| 2101 | 30.00 | 3112 | 55.00 | 3136 | 55.00 | 3160 | 60.00 |
| 2102 | 45.00 | 3113 | 50.00 | 3137 | 50.00 | 3161 | 50.00 |
| 2103 | 40.00 | 3114 | 55.00 | 3138 | 35.00 | 3162 | 50.00 |
| 2104 | 35.00 | 3115 | 50.00 | 3139 | 55.00 | 4017-27 | 80.00 |
| 2105 | 35.00 | 3116 | 55.00 | 3140 | 55.00 | 4100 | 60.00 |
| 2106 | 35.00 | 3117 | 55.00 | 3141 | 60.00 | 4101 | 65.00 |
| 2107 | 45.00 | 3118 | 55.00 | 3142 | 60.00 | 4102 | 60.00 |
| 2108 | 40.00 | 3119 | 55.00 | 3143 | 55.00 | 4103 | 65.00 |
| 3006-26 | 60.00 | 3120 | 50.00 | 3144 | 60.00 | 4104 | 65.00 |
| 3047-14 | 45.00 | 3121 | 50.00 | 3145 | 60.00 | 4105 | 60.00 |
| 3064-26 | 45.00 | 3122 | 50.00 | 3146 | 55.00 | 4106 | 65.00 |
| 3067-27 | 55.00 | 3123 | 50.00 | 3147 | 55.00 | 4107 | 70.00 |
| 3100 | 50.00 | 3124 | 55.00 | 3148 | 50.00 | 4108 | 60.00 |
| 3101 | 60.00 | 3125 | 55.00 | 3149 | 55.00 | 4109 | 65.00 |
| 3102 | 55.00 | 3126 | 55.00 | 3150 | 55.00 | 4110 | 65.00 |
| 3103 | 45.00 | 3127 | 55.00 | 3151 | 60.00 | 4111 | 70.00 |
| 3104 | 55.00 | 3128 | 60.00 | 3152 | 50.00 | 4112 | 60.00 |
| 3105 | 55.00 | 3129 | 60.00 | 3153 | 55.00 | 4113 | 60.00 |
| 3106 | 60.00 | 3130 | 60.00 | 3154 | 50.00 | 4114 | 60.00 |
| 3107 | 55.00 | 3131 | 55.00 | 3155 | 60.00 | 4115 | 70.00 |
| 3108 | 55.00 | 3132 | 55.00 | 3156 | 55.00 | 4116 | 65.00 |
| 3109 | 60.00 | 3133 | 55.00 | 3157 | 45.00 | 4117 | 70.00 |
| 3110 | 55.00 | 3134 | 55.00 | 3158 | 60.00 | 4118 | 65.00 |



Before a prospective builder looks through a plan book for a home, he should keep in mind that no one ever builds a home exactly as shown in the working drawings. This applies not only to stock homes that are illustrated in books but also to custom drawings which might have been prepared especially for your own use.

Some of the more common changes usually made to stock drawings are changes in size, type, material and location of windows and doors; rearrangement of kitchen and bath; eliminating or changing location of fireplace; making rooms larger or smaller by redimensioning; attaching, detaching or changing the garage location; use of different wall coverings; roofing the home differently and changing the roof covering; reversing the home as illustrated and many other changes such as these can be made easily by your contractor during the construction of the home.

Please contact the publishers of this book regarding the fee involved for making any changes you may desire in the homes contained in this book.



Complete and professional working drawings of your home, are available for all of the experts and are thorough in every detail.

Accurate and well planned drawings and construction estimates. They will also assure you you only use them for study or for the actual

Our completely detailed drawings include complete elevations, cabinet details, garage finish upon request and without charge, a basement to include a basement in their homes if the

You will require several sets of drawings for financing and to obtain building estimates. of outline specifications. Additional sets of a set. To secure extra sets of working drawings with your original order.

| Plan No. | Price | Plan No. |
|---------------|---------|----------|
| 2100 | \$35.00 | 3111 |
| 2101 | 30.00 | 3112 |
| 2102 | 45.00 | 3113 |
| 2103 | 40.00 | 3114 |
| 2104 | 35.00 | 3115 |
| 2105 | 35.00 | 3116 |
| 2106 | 35.00 | 3117 |
| 2107 | 45.00 | 3118 |
| 2108 | 40.00 | 3119 |
| 3006-26 | 60.00 | 3120 |
| 3047-14 | 45.00 | 3121 |
| 3064-26 | 45.00 | 3122 |
| 3067-27 | 55.00 | 3123 |
| 3100 | 50.00 | 3124 |
| 3101 | 60.00 | 3125 |
| 3102 | 55.00 | 3126 |
| 3103 | 45.00 | 3127 |
| 3104 | 55.00 | 3128 |
| 3105 | 55.00 | 3129 |
| 3106 | 60.00 | 3130 |
| 3107 | 55.00 | 3131 |
| 3108 | 55.00 | 3132 |
| 3109 | 60.00 | 3133 |
| 3110 | 55.00 | 3134 |

Before a prospective builder looks through the books, he builds a home exactly as shown in the drawings illustrated in books but also to custom drawings.

Some of the more common changes include: location of windows and doors; rearranging of rooms; making rooms larger or smaller; addition; use of different wall coverings; roof finish; home as illustrated and many other changes in construction of the home.

Please contact the publishers of this book in the homes contained in this book.

What did you like about the floor arrangement and the exterior of the home you have purchased? _____

What did you find wrong with this book? _____

What did you like about this book? _____

What recommended changes would you suggest that we incorporate in our next home plan book? _____

Would you like for us to have manufacturers of different home building materials send you copies of their literature? Yes (); No ().

We would appreciate any other comments you would like to make _____

What did you like about the floor arrangement and the exterior of the home you have purchased? _____

What did you find wrong with this book? _____

What did you like about this book? _____

What recommended changes would you suggest that we incorporate in our next home plan book? _____

Would you like for us to have manufacturers of different home building materials send you copies of their literature? Yes (); No ().

We would appreciate any other comments you would like to make _____

Order Blank

Nationwide Plan Book Company
P.O. Box 948
Los Angeles 28, California

Date _____

Please send _____ sets of working drawings and _____ sets of outline specifications of Plan _____. Find enclosed \$ _____. (Please include sales tax.)

Name (Please Print)

Street Address

City, Zone and State

We would appreciate your filling out the following form as it will assist us in the publishing of future home plan books.

Where did you purchase or obtain our book? _____

How did you happen to hear about our book? _____

Are you a contractor? Yes ____; No _____. If so, would you like to be notified of future publications of other home plan books? Yes ____; No ____.

Will you please list the reasons (1st, 2nd and 3rd) as to why you purchased the above home? Square footage ____; Exterior design ____; Room arrangement ____; Number of bedrooms ____; Width ____; Economical building cost ____; Misc. _____

P

(Over)

Order Blank

Nationwide Plan Book Company
P.O. Box 948
Los Angeles 28, California

Date _____

Please send _____ sets of working drawings and _____ sets of outline specifications of Plan _____. Find enclosed \$ _____. (Please include sales tax.)

Name (Please Print)

Street Address

City, Zone and State

We would appreciate your filling out the following form as it will assist us in the publishing of future home plan books.

Where did you purchase or obtain our book? _____

How did you happen to hear about our book? _____

Are you a contractor? Yes ____; No _____. If so, would you like to be notified of future publications of other home plan books? Yes ____; No ____.

Will you please list the reasons (1st, 2nd and 3rd) as to why you purchased the above home? Square footage ____; Exterior design ____; Room arrangement ____; Number of bedrooms ____; Width ____; Economical building cost ____; Misc. _____

P

(Over)

er, insist upon the masonry walls of my HEATFORM?

it (hearth to flue) consisting of firebox, at control damper. A perfect guide for the construction mistakes which often cause air chambers surrounding the firebox and circulate through the home a large volume by the masonry lined fireplace. For heating HEATFORM HAS NO EQUAL!

HEATFORM®

IR-CIRCULATING FIREPLACE UNIT

CLUSIVE HEATFORM ADVANTAGES
DERSTAND WHY YOU CAN USE AND
FORM WITH CONFIDENCE.

only heat circulating fireplace unit available in five ate any architectural design.

BOILER PLATE FIREBOX—for greater strength.
FACE PER SIZE UNIT—air chambers surround front at as well as firebox.

ETS—round super-heating air flues through throat pper heating chambers, assuring contact of air to

ND OUTLET CAPACITY—speeds air circulation and ry.

OUT—masonry downdraft shelf seals all exposed ey against corrosion.

F WARM AIR OUTLET LOCATION.

ages you get with Superior Hi-Form Dampers ntel to flue.

per cannot swing back beneath chimney flue. It is nterfering with draft.

damper in any desired position.

time service. No brittle cast iron parts to break in

ach unit—only proven method of absorbing metal cking.

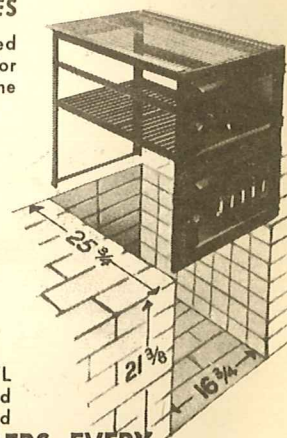
per specifications.

FASTMASTER BARBECUES

se. Adjustable firebox—plated r cleaning. Other models for black or copper-hammertone

models of Feastmaster.


FIREPLACE AND BAR-
d \$1 for 52 page
Winning HEATFORM
our National Photo




CE COMPANY

Dept. MVL
601 North Point Road
Baltimore 6, Maryland

NG MATERIAL DEALERS EVERY-
HEATFORM or HI-FORM DAMPER
led construction information and




MODEL "A"



MODEL "S"



MODEL "D"



MODEL "MH"



FRONT VIEW



REAR VIEW

Where **HEATFORM** is not required, specify and insist upon **SUPERIOR HI-FORM DAMPER**. It is the only damper available to form the complete throat of the fireplace, eliminating construction mistakes, which often lead to smoke trouble.

QUESTION: Why should I, a Home Owner, insist upon the masonry walls of my fireplace being built around **HEATFORM**?

ANSWER: Because it is a complete unit (hearth to flue) consisting of firebox, throat, smoke-dome, and heat control damper. A perfect guide for the masonry walls, eliminating construction mistakes which often cause smoke trouble. The spacious air chambers surrounding the firebox and upper throat capture and circulate through the home a large volume of heat lost to the chimney by the masonry lined fireplace. For heating efficiency and durability, **HEATFORM HAS NO EQUAL!**

HEATFORM®

WARM AIR-CIRCULATING FIREPLACE UNIT

CHECK THESE EXCLUSIVE **HEATFORM** ADVANTAGES AND YOU WILL UNDERSTAND WHY YOU CAN USE AND RECOMMEND **HEATFORM** WITH CONFIDENCE.

- ★ **HEATFORM** is the only heat circulating fireplace unit available in five models to accommodate any architectural design.
- ★ **RIBBED REINFORCED BOILER PLATE FIREBOX**—for greater strength.
- ★ **MORE HEATING SURFACE PER SIZE UNIT**—air chambers surround front and side walls of throat as well as firebox.
- ★ **NO DEAD AIR POCKETS**—round super-heating air flues through throat connect lower and upper heating chambers, assuring contact of air to all heating surfaces.
- ★ **LARGER AIR INLET AND OUTLET CAPACITY**—speeds air circulation and increases heat delivery.
- ★ **NOTHING TO RUST OUT**—masonry downdraft shelf seals all exposed metal beneath chimney against corrosion.
- ★ **GREATER CHOICE OF WARM AIR OUTLET LOCATION.**

... And check the exclusive advantages you get with **Superior Hi-Form Dampers**

1. Controls construction of throat—lintel to flue.
2. Properly hinged and located damper cannot swing back beneath chimney flue. It is a buffer to prevent wind currents interfering with draft.
3. Friction control holds tight-closure damper in any desired position.
4. Constructed of heavy steel for lifetime service. No brittle cast iron parts to break in shipping, handling, or usage.
5. Rockwool blanket provided with each unit—only proven method of absorbing metal expansion to prevent masonry cracking.
6. 100% foolproof when constructed per specifications.

FEASTMASTER BARBECUES

Model OD-300 barbecue for outdoor use. Adjustable firebox—plated grill. Easily installed—easily removed for cleaning. Other models for indoor and outdoor use also available in black or copper-hammertone finish.

Electric motor and spit available for all models of Feastmaster.

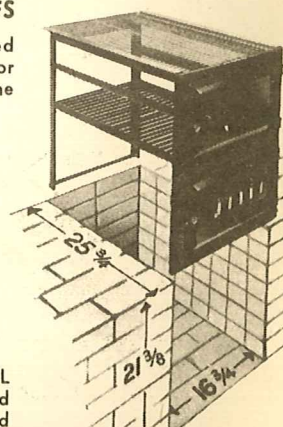
WRITE TODAY FOR COMPLETE FIREPLACE AND BARBECUE INFORMATION, or send \$1 for 52 page (11"x8½") **BOOK** of 88 Prize Winning **HEATFORM** fireplace designs, selected from our National Photo Contest.

SUPERIOR FIREPLACE COMPANY

Dept. MVL
4325 Artesia Ave.
Fullerton, California

Dept. MVL
601 North Point Road
Baltimore 6, Maryland


SOLD THROUGH LEADING BUILDING MATERIAL DEALERS EVERYWHERE. Select the size and model **HEATFORM** or **HI-FORM DAMPER** you will use and write for **FREE** detailed construction information and scale drawings 3/4"=1'.



introducing the **DRAMATICALLY**

new  *Wedgewood-Holly* 
KING AND QUEEN OF THE WESTERN RANGES

THE LEADER IN AUTOMATIC GAS
BUILT-IN COOKING EQUIPMENT



Built-in Beauty to Last a Housetime...

Super Size, Visu Clear Windows

King Size Barbecue Broyl Oven
with motorized Rotisserie

Oversize Expandable Oven.

Automatic Top Burner Heat Control

Vanishing Grill

choice of 5 decorator colors

Regardless of the shape, size or decor of your
kitchen, add a glamorous Wedgewood-Holly
and it will sparkle with color and life.



**GO MODERN
GO GAS**

WEDGEWOOD-HOLLY APPLIANCE CO., CULVER CITY, CALIFORNIA